

ภาคผนวก ง

ใบรับรองการสอบเทียบเครื่องมือ



right solutions.
right partner.

รายการเครื่องมือที่ใช้ในการวิเคราะห์ / ทดสอบ

Sample Name	Parameter	Equipment Name	ID No.	Calibrated Date	Next Cal	Freq. Calibrate (Months)
Ambient	n-Hexane	Field Rotameter	RYG_FS0199	3-Jan-23	3-Apr-23	3
Ambient	n-Hexane	Field Rotameter	BKK_FS1041	3-Jan-23	3-Apr-23	3
Ambient	n-Hexane	Field Rotameter	BKK_FS1006	1-Apr-23	1-Jul-23	3
Ambient	n-Hexane	GC-FID	BKK_EN0126	21-Apr-23	21-Oct-24	18
Ambient	Wind Speed / Wind Direction	Wind Speed / Wind Direction	RYG_FS0328	31-Jan-22	29-Jul-23	18
Ambient	Wind Speed / Wind Direction	Wind Speed / Wind Direction	RYG_FS0329	31-Jan-22	29-Jul-23	18
Ambient	Wind Speed / Wind Direction	Wind Speed / Wind Direction	RYG_FS0544	15-Sep-21	15-Mar-23	18
Ambient	Wind Speed / Wind Direction	Wind Speed / Wind Direction	RYG_FS0414	10-Feb-23	10-Aug-24	18
Ambient	Wind Speed / Wind Direction	Wind Speed / Wind Direction	RYG_FS0089	19-Jan-23	19-Jul-24	18
Workplace	n-Hexane	Field Rotameter	RYG_FS0199	3-Jan-23	3-Apr-23	3
Workplace	n-Hexane	Field Rotameter	BKK_FS1006	1-Apr-23	1-Jul-23	3
Workplace	n-Hexane	GC-FID	BKK_EN0126	21-Apr-23	21-Oct-24	18
Heat	Heat Stress	Heat Stress Monitor	RYG_FS0220	3-Feb-23	3-Feb-24	12
Heat	Heat Stress	Heat Stress Monitor	RYG_FS0228	25-Aug-22	25-Aug-23	12
Heat	Heat Stress	Heat Stress Monitor	RYG_FS0218	14-Feb-23	14-Feb-24	12
Noise	Leq 12 hrs	Sound Calibrator	RYG_FS0215	31-Aug-22	31-Aug-23	12
Noise	Leq 12 hrs	Sound Level Meter	RYG_FS0029	24-May-22	24-May-23	12
Noise	Leq 12 hrs	Sound Level Meter	RYG_FS0030	25-Jan-23	25-Jan-24	12
Noise	Leq 12 hrs	Sound Level Meter	RYG_FS0027	13-Jan-23	13-Jan-24	12
Noise	Leq 12 hrs	Sound Level Meter	RYG_FS0300	11-Jul-22	11-Jul-23	12
Noise	Leq 24 hrs	Sound Calibrator	RYG_FS0496	17-Jan-23	17-Jan-24	12
Noise	Leq 24 hrs	Sound Level Meter	RYG_FS0007	13-Jan-23	13-Jan-24	12
Noise	Leq 24 hrs	Sound Level Meter	RYG_FS0015	24-May-22	24-May-23	12
Noise	Noise Dose, TWA	Dose Badge Reader	RYG_FS0210	1-Dec-22	1-Dec-23	12
Rayong Lab	pH at 25 °C	pH Meter	RYG_EN0152	22-Dec-22	22-Dec-23	12
Rayong Lab	BOD	DO meter with Sensor	RYG_EN0032	14-Feb-22	15-Aug-23	18
Rayong Lab	BOD	Incubator	RYG_EN0154	22-Apr-22	21-Oct-23	18
Rayong Lab	Total Suspended Solids	Electronic Balance	RYG_EN0002	1-Mar-23	1-Mar-24	12
Rayong Lab	Total Suspended Solids	Hot Air Oven	RYG_EN0010	20-Oct-22	20-Apr-24	18
Rayong Lab	Total Dissolved Solids 180°C	Electronic Balance	RYG_EN0002	1-Mar-23	1-Mar-24	12
Rayong Lab	Total Dissolved Solids 180°C	Hot Air Oven	RYG_EN0010	20-Oct-22	20-Apr-24	18
Rayong Lab	Oil & Grease	Electronic Balance	RYG_EN0002	1-Mar-23	1-Mar-24	12
Rayong Lab	Oil & Grease	Hot Air Oven	RYG_EN0006	20-Oct-22	20-Apr-24	18
Rayong Lab	Oil & Grease	Water Bath	RYG_EN0061	20-Oct-22	20-Apr-24	18
Rayong Lab	Color (at Original pH)	Spectrophotometer	RYG_EN0037	27-Sep-22	27-Mar-24	18
Rayong Lab	Color (at pH 7.0)	Spectrophotometer	RYG_EN0037	27-Sep-22	27-Mar-24	18
Rayong Lab	Temperature	pH meter	RYG_FS0549	18-Aug-22	18-Aug-23	12
Rayong Lab	Temperature	pH meter	RYG_FS0604	7-Sep-22	7-Sep-23	12
Rayong Lab	Dissolved Oxygen	Chamber (Cold Room)	RYG_EN0184	25-Jan-23	25-Jul-24	18
Rayong Lab	COD	Spectrophotometer	RYG_EN0037	27-Sep-22	27-Mar-24	18
Water Lab	n-Hexane	Gas Chromatography (MSD)	BKK_EN0059	21-Jun-22	21-Dec-23	18
Water Lab	TPH C ₅ -C ₈	Gas Chromatography (MSD)	BKK_EN0059	21-Jun-22	21-Dec-23	18
Water Lab	TPH C ₈ -C ₁₆	Gas Chromatography (FID)	BKK_EN0103	21-Apr-23	21-Oct-24	18
Water Lab	TPH C ₁₆ -C ₃₅	Gas Chromatography (FID)	BKK_EN0103	21-Apr-23	21-Oct-24	18



ROTA METER CALIBRATION RESULT JANUARY 2023

Rotameter ID.	Calibration Date	Regression Result	Coefficient (R ²)
BKK_FS0577	03 Jan 23	$Y = 1.0259x - 0.6354$	0.9997
BKK_FS0579	05 Jan 23	$Y = 1.0005x + 0.2803$	1.0000
BKK_FS0583	05 Jan 23	$Y = 0.9976x + 1.2146$	1.0000
BKK_FS0584	03 Jan 23	$Y = 1.0104x - 0.3929$	1.0000
BKK_FS0586	05 Jan 23	$Y = 1.001x - 1.3619$	0.9999
BKK_FS0587	03 Jan 23	$Y = 1.0038x + 0.881$	1.0000
BKK_FS0588	05 Jan 23	$Y = 1.0015x - 0.6876$	0.9999
BKK_FS0590	05 Jan 23	$Y = 0.9958x + 1.7452$	1.0000
BKK_FS0591	03 Jan 23	$Y = 0.9677x + 64.54$	0.9951
BKK_FS0593	03 Jan 23	$Y = 0.9792x + 21.393$	0.9972
BKK_FS0594	03 Jan 23	$Y = 1.0455x - 43.344$	0.9976
BKK_FS0595	05 Jan 23	$Y = 0.9993x + 1.18$	1.0000
BKK_FS0597	05 Jan 23	$Y = 0.9788x + 22.286$	0.9971
BKK_FS1004	03 Jan 23	$Y = 0.9943x + 7.1619$	0.9996
BKK_FS1005	03 Jan 23	$Y = 1.0045x + 2.1167$	0.9998
BKK_FS1006	03 Jan 23	$Y = 1.0288x - 0.3852$	0.9999
BKK_FS1008	03 Jan 23	$Y = 1.0181x + 0.1282$	0.9998
BKK_FS1009	05 Jan 23	$Y = 1.0018x + 1.1293$	1.0000
BKK_FS1011	03 Jan 23	$Y = 1.0463x - 1.9344$	0.9985
BKK_FS1012	03 Jan 23	$Y = 1.0082x - 53.425$	0.9999
BKK_FS1013	03 Jan 23	$Y = 1.0058x - 9.701$	1.0000
BKK_FS1014	05 Jan 23	$Y = 0.9869x + 1.2643$	0.9995
BKK_FS1015	05 Jan 23	$Y = 1.004x - 0.7571$	0.9999
BKK_FS1016	05 Jan 23	$Y = 0.978x + 24.623$	0.9973
BKK_FS1017	17 Jan 23	$Y = 1.0022x + 0.4211$	1.0000
BKK_FS1018	17 Jan 23	$Y = 0.9893x + 5.8317$	1.0000
BKK_FS1019	17 Jan 23	$Y = 0.9859x - 11.574$	0.9986
BKK_FS1020	03 Jan 23	$Y = 1.0208x - 0.6221$	0.9998
BKK_FS1021	03 Jan 23	$Y = 0.992x - 44.599$	0.9997
BKK_FS1022	03 Jan 23	$Y = 1.0067x - 12.483$	0.9999
BKK_FS1023	03 Jan 23	$Y = 1.0013x + 0.5823$	0.9993
BKK_FS1024	03 Jan 23	$Y = 1.0036x - 50.787$	0.9999
BKK_FS1025	03 Jan 23	$Y = 0.974x + 27.034$	0.9969
BKK_FS1026	05 Jan 23	$Y = 0.9783x + 1.7075$	0.9991
BKK_FS1027	05 Jan 23	$Y = 1.145x - 90.325$	0.9797
BKK_FS1028	05 Jan 23	$Y = 0.9815x + 13.626$	0.9969
BKK_FS1029	03 Jan 23	$Y = 0.9706x + 3.6283$	0.9951
BKK_FS1030	03 Jan 23	$Y = 1.0197x - 52.982$	0.9999
BKK_FS1031	03 Jan 23	$Y = 0.9995x - 0.1581$	1.0000



ROTA METER CALIBRATION RESULT JANUARY 2023

Rotameter ID.	Calibration Date	Regression Result	Coefficient (R ²)
BKK_FS1039	03 Jan 23	$Y = 1.0242x - 4.3007$	0.9986
BKK_FS1040	03 Jan 23	$Y = 1.0035x + 1.0705$	0.9998
BKK_FS1041	03 Jan 23	$Y = 0.9791x + 0.252$	1.0000
BKK_FS1042	03 Jan 23	$Y = 1.0186x - 3.7429$	0.9999
BKK_FS1043	03 Jan 23	$Y = 1.0038x + 2.961$	0.9999
BKK_FS1044	03 Jan 23	$Y = 1.0189x + 0.2969$	1.0000
BKK_FS1163	18 Jan 23	$Y = 1.0127x + 0.8332$	0.9996
BKK_FS1164	18 Jan 23	$Y = 1.2176x + 4.7376$	0.9952
BKK_FS1165	18 Jan 23	$Y = 1.0005x - 47.94$	1.0000
BKK_FS1166	18 Jan 23	$Y = 1.0346x - 35.841$	0.9996
BKK_FS1200	03 Jan 23	$Y = 1.0168x + 0.4034$	0.9997
BKK_FS1201	03 Jan 23	$Y = 0.7655x + 60.985$	0.9986
BKK_FS1202	03 Jan 23	$Y = 0.9593x + 87.615$	0.9958
RYG_FS0197	03 Jan 23	$Y = 1.0305x - 94.849$	0.9991
RYG_FS0198	03 Jan 23	$Y = 1.0103x - 19.254$	0.9999
RYG_FS0199	03 Jan 23	$Y = 0.9897x + 0.998$	0.9983

Review By :

(Mr. Wichan Choonharat)

Enviro Field Services Manager

Approved By :

(Mr. Sarayuth Jittranont)

Assistant General Manager



ROTA METER CALIBRATION RESULT APRIL 2023

Rotameter ID.	Calibration Date	Regression Result	Coefficient (R ²)
BKK_FS0577	03 Apr 23	$Y = 1.0246x - 1.1844$	0.9982
BKK_FS0579	03 Apr 23	$Y = 1.0313x - 0.8177$	0.9999
BKK_FS0583	03 Apr 23	$Y = 1.0023x - 0.0969$	0.9995
BKK_FS0584	03 Apr 23	$Y = 1.0025x + 2.25$	0.9999
BKK_FS0585	03 Apr 23	$Y = 0.9881x + 5.4452$	0.9993
BKK_FS0586	03 Apr 23	$Y = 0.9915x + 4.7452$	1.0000
BKK_FS0588	03 Apr 23	$Y = 1.0067x + 0.6738$	0.9998
BKK_FS0589	03 Apr 23	$Y = 0.9823x + 0.3286$	0.9936
BKK_FS0590	03 Apr 23	$Y = 0.9961x + 2.8786$	0.9999
BKK_FS0591	03 Apr 23	$Y = 0.9985x + 4.579$	1.0000
BKK_FS0592	03 Apr 23	$Y = 0.9975x + 3.6419$	1.0000
BKK_FS0593	03 Apr 23	$Y = 0.9966x + 16.005$	1.0000
BKK_FS0595	03 Apr 23	$Y = 0.9957x + 5.1368$	0.9999
BKK_FS0596	03 Apr 23	$Y = 1.017x - 14.044$	0.9967
BKK_FS0597	03 Apr 23	$Y = 1.0063x - 10.787$	1.0000
BKK_FS1004	01 Apr 23	$Y = 0.9943x + 7.1533$	0.9996
BKK_FS1005	01 Apr 23	$Y = 1.0035x + 3.1167$	0.9998
BKK_FS1006	01 Apr 23	$Y = 1.0273x - 0.4922$	0.9998
BKK_FS1007	03 Apr 23	$Y = 1.0452x - 1.5374$	0.9998
BKK_FS1009	03 Apr 23	$Y = 1.0351x - 1.3224$	0.9999
BKK_FS1010	03 Apr 23	$Y = 1.0108x - 0.0888$	1.0000
BKK_FS1011	03 Apr 23	$Y = 1.2946x - 6.6325$	0.9861
BKK_FS1012	03 Apr 23	$Y = 1.0976x - 27.969$	0.9996
BKK_FS1013	03 Apr 23	$Y = 1.0821x - 200.52$	0.9998
BKK_FS1017	03 Apr 23	$Y = 1.0333x + 7.0584$	0.9694
BKK_FS1018	03 Apr 23	$Y = 0.9551x - 18.832$	0.9997
BKK_FS1019	03 Apr 23	$Y = 1.0649x - 156.67$	0.9976
BKK_FS1020	03 Apr 23	$Y = 0.9911x + 0.0364$	0.9994
BKK_FS1021	03 Apr 23	$Y = 0.979x + 8.2333$	0.9992
BKK_FS1022	03 Apr 23	$Y = 0.9988x - 2.4905$	0.9997
BKK_FS1023	03 Apr 23	$Y = 1.0245x - 1.3878$	0.9996
BKK_FS1024	03 Apr 23	$Y = 0.7414x + 47.3$	0.9923
BKK_FS1025	03 Apr 23	$Y = 0.9997x + 5.4438$	1.0000
BKK_FS1026	03 Apr 23	$Y = 1.0172x - 0.9531$	1.0000
BKK_FS1027	03 Apr 23	$Y = 0.7331x + 49.317$	0.9921
BKK_FS1028	03 Apr 23	$Y = 0.9995x + 0.2124$	1.0000
BKK_FS1039	01 Apr 23	$Y = 1.025x - 3.795$	0.9994
BKK_FS1040	01 Apr 23	$Y = 1.0035x - 2.4295$	0.9998



ROTA METER CALIBRATION RESULT APRIL 2023

Rotameter ID.	Calibration Date	Regression Result	Coefficient (R ²)
BKK_FS1041	01 Apr 23	$Y = 1.0329x - 0.6769$	0.9999
BKK_FS1042	01 Apr 23	$Y = 1.0144x + 1.94$	0.9997
BKK_FS1043	01 Apr 23	$Y = 1.0038x - 1.539$	0.9999
BKK_FS1044	01 Apr 23	$Y = 1.0273x - 1.6922$	0.9998
BKK_FS1164	03 Apr 23	$Y = 0.9913x + 0.8537$	0.9997
BKK_FS1165	03 Apr 23	$Y = 1.0005x + 2.0857$	1.0000
BKK_FS1166	03 Apr 23	$Y = 1.0842x - 169.6$	0.9987
BKK_FS1200	03 Apr 23	$Y = 0.9452x + 5.2959$	0.9981
BKK_FS1201	03 Apr 23	$Y = 1.0045x - 1.8786$	1.0000
BKK_FS1202	03 Apr 23	$Y = 0.9768x + 26.572$	0.9973
RYG_FS0197	01 Apr 23	$Y = 1.0042x + 15.442$	0.9999
RYG_FS0198	01 Apr 23	$Y = 1.0081x - 13.26$	0.9999
RYG_FS0199	01 Apr 23	$Y = 1.0255x - 1.2364$	0.9999

Review By :

(Mr. Wichan Choonharat)

Enviro Field Services Manager

Approved By :

(Mr. Sarayuth Jitranont)

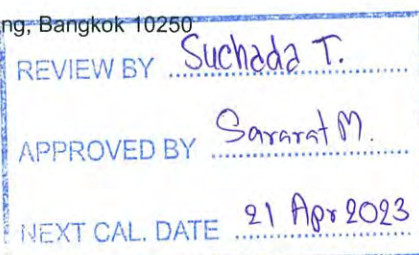
Assistant General Manager

Certificate of System Qualification

GC-OQ

System ID: GC-6
Organization Name: ALS Laboratory Group (Thailand) Co., Ltd.
Organization Location: 104 Phattanakan 40, Phattanakan Rd., Suan Luang, Bangkok 10250

Date: October 21, 2021 10:05:40 AM
EQP Name: AgilentRecommended
EQP Revision: GC.02.50
Overall Qualification Status: Pass



System Inspection and Basic Safety and Operation

Name: 7890

Setpoint Status: Pass

Overall System Inspection and Basic Safety and Operation Test Status

Pass

Inlet Pressure Decay

Name: 7890

Front SSL

Setpoint Status: Pass

Pressure: 25.0 psi

Pressure Change: 0.0 psi /5 minutes

Agilent Recommended: ≥ -2.0 and ≤ 0.5

Overall Inlet Pressure Decay Test Status

Pass

Inlet Pressure Accuracy

Name: 7890

Front SSL

Date: October 21, 2021 10:05:40 AM

System ID: GC-6

Setpoint Status:

Pass

	Setpoint		Actual	
Inlet Pressure:	25.0	psi	24.9	psi
Accuracy:			0.1	psi
Agilent Recommended:			<= 1.2	

Overall Inlet Pressure Accuracy Test Status

Pass

Inlet Pressure Decay

Name:

7890

Back

SSL

Setpoint Status:

Pass

Pressure:

25.0 psi

Pressure Change:

0.0 psi /5 minutes

Agilent Recommended:

>= -2.0 and <= 0.5

Overall Inlet Pressure Decay Test Status

Pass

Inlet Pressure Accuracy

Name:

7890

Back

SSL

Setpoint Status:

Pass

	Setpoint		Actual	
Inlet Pressure:	25.0	psi	24.9	psi
Accuracy:			0.1	psi
Agilent Recommended:			<= 1.2	

Overall Inlet Pressure Accuracy Test Status

Pass

Detector Flow Accuracy

Date: October 21, 2021 10:05:40 AM

System ID: GC-6

Name: 7890

Front FID

Setpoint Status:

Pass

Flow Type:

Fuel

Setpoint:

30.0

mL/min

Measured Flow:

30.5

mL/min

Accuracy:

0.5

mL/min

Agilent Recommended:

<=

10.0

% setpoint

(

3.0

ml/min

)

Limit is percentage of setpoint or 0.5 ml/minute, whichever is largest.

Setpoint Status:

Pass

Flow Type:

Oxidizer

Setpoint:

400.0

mL/min

Measured Flow:

394.0

mL/min

Accuracy:

6.0

mL/min

Agilent Recommended:

<=

10.0

% setpoint

(

40.0

ml/min

)

Limit is percentage of setpoint or 0.5 ml/minute, whichever is largest.

Setpoint Status:

Pass

Flow Type:

Makeup

Setpoint:

25.0

mL/min

Measured Flow:

24.2

mL/min

Accuracy:

0.8

mL/min

Agilent Recommended:

<=

10.0

% setpoint

(

2.5

ml/min

)

Limit is percentage of setpoint or 0.5 ml/minute, whichever is largest.

Overall Detector Flow Accuracy Test Status

Pass

Detector Flow Accuracy

Name: 7890

Back FID

Setpoint Status:

Pass

Flow Type:

Fuel

Setpoint:

30.0

mL/min

Measured Flow:

29.1

mL/min

Accuracy:

0.9

mL/min

Agilent Recommended:

<=

10.0

% setpoint

(

3.0

ml/min

)

Limit is percentage of setpoint or 0.5 ml/minute, whichever is largest.

Setpoint Status:

Pass

Flow Type:

Oxidizer

Setpoint:

400.0

mL/min

Measured Flow:

397.3

mL/min

Accuracy:

2.7

mL/min

Agilent Recommended:

<=

10.0

% setpoint

(

40.0

ml/min

)

Limit is percentage of setpoint or 0.5 ml/minute, whichever is largest.

Setpoint Status:

Pass

Flow Type:

Makeup

Setpoint:

25.0

mL/min

Measured Flow:

24.4

mL/min

Accuracy:

0.6

mL/min

Agilent Recommended:

<=

10.0

% setpoint

(

2.5

ml/min

)

Limit is percentage of setpoint or 0.5 ml/minute, whichever is largest.

Overall Detector Flow Accuracy Test Status

Pass

GC Oven Temperature Accuracy

Name:

7890

Date:

October 21, 2021 10:05:40 AM

System ID:

GC-6

Setpoint Status:

Pass

Zone:

Oven

Setpoint/Actual

Temperature:

230.0 231.5 °C

Accuracy:

1.5 °C

Agilent Recommended:

>= -1.0 % setpoint in K (-5.0 °C)

<= 1.0 % setpoint in K (5.0 °C)

Setpoint Status:

Pass

Zone:

Oven

Setpoint/Actual

Temperature:

100.0 100.5 °C

Accuracy:

0.5 °C

Agilent Recommended:

>= -1.0 % setpoint in K (-3.7 °C)

<= 1.0 % setpoint in K (3.7 °C)

Overall GC Oven Temperature Accuracy Test Status

Pass

GC Oven Temperature Stability

Name:

7890

Setpoint Status:

Pass

Setpoint/Average

Temperature:

100.0 100.4667 °C

Stability:

0.1 °C

Agilent Recommended:

<= 0.5

Overall GC Oven Temperature Stability Test Status

Pass

Scouting Run

Tested Combination1

Front

SSL

/ Front

FID

Injection Tower

Name:

7693A

Date:

October 21, 2021 10:05:40 AM

System ID:

GC-6

Setpoint Status: Completed

Injection Volume on Column: 1.0 uL

Overall Scouting Run Status

Completed

Noise and Drift

Tested Combination1 Front SSL / Front FID

Name: 7890

Setpoint Status: Pass

Base Signal: 12.7 pA

ASTM Noise

pA

0.06

<=

0.10

Drift

pA/Hr

0.10

<=

2.50

Agilent Recommended:

Status:

Pass

Pass

Overall Noise and Drift Test Status

Pass

Injection Precision

Tested Combination1 Front SSL / Front FID

Name: 7693A

Setpoint Status: Pass

Injection Volume on Column: 1.0 uL

Area RSD: 0.42 %

Retention Time RSD: 0.16 %

Agilent Recommended: <= 3.00

<= 1.00

Overall Injection Precision Test Status

Pass

Signal to Noise

Date: October 21, 2021 10:05:40 AM

System ID: GC-6

Tested Combination1 Front SSL / Front FID

Injection Tower

Name: 7890

Setpoint Status: Pass

Signal to Noise: 1174861

Agilent Recommended: >= 300000

Overall Signal to Noise Test Status

Pass

Scouting Run

Tested Combination2 Back SSL / Back FID

Injection Tower

Name: 7693A

Setpoint Status: Completed

Injection Volume on Column: 1.0 uL

Overall Scouting Run Status

Completed

Noise and Drift

Tested Combination2 Back SSL / Back FID

Name: 7890

Setpoint Status: Pass

Base Signal: 10.4 pA

ASTM Noise

pA

0.05

Agilent Recommended:

<= 0.10

Status:

Pass

Drift

pA/Hr

0.00

<= 2.50

Pass

Date: October 21, 2021 10:05:40 AM

System ID: GC-6

Overall Noise and Drift Test Status

Pass

Injection Precision

Tested Combination2

Back

SSL

/ Back

FID

Name:

7693A

Setpoint Status:

Pass

Injection Volume on Column:

1.0

uL

Area RSD:

1.16

%

Retention Time RSD:

0.12

%

Agilent Recommended:

<=

3.00

<=

1.00

Overall Injection Precision Test Status

Pass

Signal to Noise

Tested Combination2

Back

SSL

/ Back

FID

Injection Tower

Name:

7890

Setpoint Status:

Pass

Signal to Noise:

805466

Agilent Recommended:

>=

300000

Overall Signal to Noise Test Status

Pass

Instrument Details

Purpose

This section describes the as found system configuration.

Details

System

System ID	GC-6
Manufacturer	Agilent Technologies
Name	7890
Flow Data Input	Manual Data
Temperature Data Input	Manual Data or Other Data Logging

Tested Combination1

Injection Technique	Injection Tower
Sampler Identifier	Sampler 2
Inlet	Front
Detector	Front
LTM Included?	No

Tested Combination2

Injection Technique	Injection Tower
Sampler Identifier	Sampler 3
Inlet	Back
Detector	Back
LTM Included?	No

Sampler 1

Manufacturer	Agilent Technologies
Type	Tray
Name	7693A
Model Number	G4514A
Serial Number	CN15380030
Firmware Revision	A.11.01
Vial Heater	Not installed

Sampler 2

Manufacturer	Agilent Technologies
Type	Injection Tower
Name	7693A
Model Number	G4513A
Serial Number	CN10340103
Firmware Revision	A.10.09
Usage	Sample Injection
Location	Front
Syringe Volume (µL)	10

Sampler 3

Manufacturer	Agilent Technologies
Type	Injection Tower
Name	7693A
Model Number	G4513A
Serial Number	CN16280128
Firmware Revision	A.10.09
Usage	Sample Injection
Location	Back
Syringe Volume (µL)	10

Mainframe 1

Manufacturer	Agilent Technologies
Name	7890
Model Number	G3440A
Serial Number	CN11461066
Firmware Revision	Version 4.27
Component ID/Asset No.	GC-6
Oven Type	Standard

Inlet 1

Manufacturer	Agilent Technologies
Name	7890
Type	SSL
Location	Front
Carrier Gas	Helium
Control Type	Electronic Pressure Control (EPC)
Purged Inlet	Yes

Inlet 2

Manufacturer	Agilent Technologies
Name	7890
Type	SSL
Location	Back
Carrier Gas	Helium
Control Type	Electronic Pressure Control (EPC)
Purged Inlet	Yes

Detector 1

Manufacturer	Agilent Technologies
Name	7890
Type	FID
Adapter	Capillary
Control Type	Electronic Pressure Control (EPC)
Location	Front
Makeup Gas	Nitrogen

Detector 2

Manufacturer	Agilent Technologies
Name	7890
Type	FID
Adapter	Capillary
Control Type	Electronic Pressure Control (EPC)
Location	Back
Makeup Gas	Nitrogen

Electronic Signature

Purpose

This signature page was created and published because the ACE sign-off action was executed, which is valid for the entire document, including attachments. The ACE sign-off is an electronic signature that requires two distinct identification components: unique username and personal password. The Agilent representative who has delivered this service understands the meaning and legal status of an electronic signature. As a trained official operator, the Agilent representative has a unique password and logon to access ACE and electronically sign this document. (Other e-signatures can be applied to this document using a Document Content Management or other suitable method defined in your data access and control procedures.)

Details

Full Name of Signer:	Suriya Thongkaew
Logged On User Name:	suriya.thongkaew@non.agilent.com
Signature Creation Date:	October 21, 2021
Reason for Signature:	Executed protocol and published this original version of document

Regulatory Disclaimer

This document provides a protocol to verify and record instrument configuration and evidence of proper operation. It has been prepared from our interpretation of applicable regulations as well as industry best practices. The document is designed to provide an important component of a complete compliance package. Validation depends upon many factors and use of this protocol alone does not assure compliance. Agilent Technologies makes no promises or representations as to its sufficiency for any specific regulatory program.

Warranty

Agilent Technologies makes no warranty of any kind to this material, including but not limited to, the implied warranties or merchantability and fitness for a particular purpose. Agilent Technologies shall not be liable for errors contained herein or for incidental or consequential damages in connection with the furnishing, performance, or use of this material.

User Name: suriya.thongkaew

System Id: GC-6

Hostname: ASBKKW7015

Print Date: October 21, 2021 10:05:46 AM

OQ GC ALS CN11461066 Transaction log :

Time	Transaction State	Activity Performed	Type of Transaction	Optional Information
October 20, 2021 12:18:50 PM	Audit	SessionCreated	Session	None
October 20, 2021 12:18:50 PM	Start	Configuration	Session	None
October 20, 2021 12:18:50 PM	Audit	Entitlement	Licensing	User is Nonpaying and does not require an unlock code
October 20, 2021 12:24:57 PM	Audit	EqpLoaded	Session	EQP details for primary technique [Gc] - File path: [ProtocolPacks/Gc/Configurations/02.51/Gc.02.51.eqp], EQP File Name: [Gc.02.51.eqp], EQP Name: [AgilentRecommended]
October 20, 2021 12:25:02 PM	End	Configuration	Session	None
October 20, 2021 12:25:09 PM	Start	Qualification	Session	OQ
October 20, 2021 12:25:09 PM	Start	Execution	System Inspection and Basic Safety and Operation - 7890: - Qualitative Test - No setpoints associated	None
October 20, 2021 12:30:25 PM	End	Execution	System Inspection and Basic Safety and Operation - 7890: - Qualitative Test - No setpoints associated	Run Count : 1
October 20, 2021 12:56:29 PM	Start	Execution	Inlet Pressure Decay - Front SSL: - Pressure Controlled Inlet - S: 25.0 psi - L: >= -2.0 psi and <= 0.5 psi	None

User Name: suriya.thongkaew

System Id: GC-6

Hostname: ASBKKW7015

Print Date: October 21, 2021 10:05:46 AM

OQ GC ALS CN11461066 Transaction log :

Time	Transaction State	Activity Performed	Type of Transaction	Optional Information
October 20, 2021 1:02:16 PM	End	Execution	Inlet Pressure Decay - Front SSL: - Pressure Controlled Inlet - S: 25.0 psi - L: >= -2.0 psi and <= 0.5 psi	Run Count : 1
October 20, 2021 1:02:18 PM	Start	Execution	Inlet Pressure Accuracy - Front SSL: - Pressure Controlled Inlet - S: 25.0 psi - L: <= 1.2 psi	None
October 20, 2021 1:02:26 PM	End	Execution	Inlet Pressure Accuracy - Front SSL: - Pressure Controlled Inlet - S: 25.0 psi - L: <= 1.2 psi	Run Count : 1
October 20, 2021 1:02:29 PM	Start	Execution	Inlet Pressure Decay - Back SSL: - Pressure Controlled Inlet - S: 25.0 psi - L: >= -2.0 psi and <= 0.5 psi	None
October 20, 2021 1:04:21 PM	End	Execution	Inlet Pressure Decay - Back SSL: - Pressure Controlled Inlet - S: 25.0 psi - L: >= -2.0 psi and <= 0.5 psi	Run Count : 1
October 20, 2021 1:07:53 PM	Start	Execution	Inlet Pressure Accuracy - Back SSL: - Pressure Controlled Inlet - S: 25.0 psi - L: <= 1.2 psi	None
October 20, 2021 1:08:11 PM	End	Execution	Inlet Pressure Accuracy - Back SSL: - Pressure Controlled Inlet - S: 25.0 psi - L: <= 1.2 psi	Run Count : 1
October 20, 2021 1:08:16 PM	Start	Execution	Detector Flow Accuracy - Front FID: - Type : Fuel - S: 30.0 mL/min - L: <= 10.0% setpoint	None
October 20, 2021 1:20:23 PM	Audit	Data	Detector Flow Accuracy - Front FID: - Type : Fuel - S: 30.0 mL/min - L: <= 10.0% setpoint	Manual Data Entry
October 20, 2021 1:20:26 PM	End	Execution	Detector Flow Accuracy - Front FID: - Type : Fuel - S: 30.0 mL/min - L: <= 10.0% setpoint	Run Count : 1

Page 2 / 10

User Name: suriya.thongkaew

System Id: GC-6

Hostname: ASBKKW7015

Print Date: October 21, 2021 10:05:46 AM

OQ GC ALS CN11461066 Transaction log :

Time	Transaction State	Activity Performed	Type of Transaction	Optional Information
October 20, 2021 1:20:29 PM	Start	Execution	Detector Flow Accuracy - Front FID: - Type : Oxidizer - S: 400.0 mL/min - L: <= 10.0% setpoint	None
October 20, 2021 1:23:27 PM	Audit	Data	Detector Flow Accuracy - Front FID: - Type : Oxidizer - S: 400.0 mL/min - L: <= 10.0% setpoint	Manual Data Entry
October 20, 2021 1:23:29 PM	End	Execution	Detector Flow Accuracy - Front FID: - Type : Oxidizer - S: 400.0 mL/min - L: <= 10.0% setpoint	Run Count : 1
October 20, 2021 1:23:31 PM	Start	Execution	Detector Flow Accuracy - Front FID: - Type : Makeup - S: 25.0 mL/min - L: <= 10.0% setpoint	None
October 20, 2021 1:27:40 PM	Audit	Data	Detector Flow Accuracy - Front FID: - Type : Makeup - S: 25.0 mL/min - L: <= 10.0% setpoint	Manual Data Entry
October 20, 2021 1:27:42 PM	End	Execution	Detector Flow Accuracy - Front FID: - Type : Makeup - S: 25.0 mL/min - L: <= 10.0% setpoint	Run Count : 1
October 20, 2021 1:27:46 PM	Start	Execution	Detector Flow Accuracy - Back FID: - Type : Fuel - S: 30.0 mL/min - L: <= 10.0% setpoint	None
October 20, 2021 1:32:10 PM	Audit	Data	Detector Flow Accuracy - Back FID: - Type : Fuel - S: 30.0 mL/min - L: <= 10.0% setpoint	Manual Data Entry
October 20, 2021 1:32:12 PM	End	Execution	Detector Flow Accuracy - Back FID: - Type : Fuel - S: 30.0 mL/min - L: <= 10.0% setpoint	Run Count : 1
October 20, 2021 1:32:14 PM	Start	Execution	Detector Flow Accuracy - Back FID: - Type : Oxidizer - S: 400.0 mL/min - L: <= 10.0% setpoint	None
October 20, 2021 1:34:13 PM	Audit	Data	Detector Flow Accuracy - Back FID: - Type : Oxidizer - S: 400.0 mL/min - L: <= 10.0% setpoint	Manual Data Entry

Page 3 / 10

User Name: suriya.thongkaew

System Id: GC-6

Hostname: ASBKkW7015

Print Date: October 21, 2021 10:05:46 AM

OQ GC ALS CN11461066 Transaction log :

Time	Transaction State	Activity Performed	Type of Transaction	Optional Information
October 20, 2021 1:34:16 PM	End	Execution	Detector Flow Accuracy - Back FID: - Type : Oxidizer - S: 400.0 mL/min - L: <= 10.0% setpoint	Run Count : 1
October 20, 2021 1:34:46 PM	Start	Execution	Detector Flow Accuracy - Back FID: - Type : Makeup - S: 25.0 mL/min - L: <= 10.0% setpoint	None
October 20, 2021 1:36:33 PM	Audit	Data	Detector Flow Accuracy - Back FID: - Type : Makeup - S: 25.0 mL/min - L: <= 10.0% setpoint	Manual Data Entry
October 20, 2021 1:36:36 PM	End	Execution	Detector Flow Accuracy - Back FID: - Type : Makeup - S: 25.0 mL/min - L: <= 10.0% setpoint	Run Count : 1
October 20, 2021 1:36:38 PM	Start	Execution	GC Oven Temperature Accuracy - 7890: - Temperature : Oven - S: 230.0°C - L: >= -1.0 AND <= 1.0 % setpoint in K	None
October 20, 2021 2:04:31 PM	Audit	Data	GC Oven Temperature Accuracy - 7890: - Temperature : Oven - S: 230.0°C - L: >= -1.0 AND <= 1.0 % setpoint in K	Manual Data Entry
October 20, 2021 2:04:32 PM	End	Execution	GC Oven Temperature Accuracy - 7890: - Temperature : Oven - S: 230.0°C - L: >= -1.0 AND <= 1.0 % setpoint in K	Run Count : 1
October 20, 2021 2:04:34 PM	Start	Execution	GC Oven Temperature Accuracy - 7890: - Temperature : Oven - S: 100.0°C - L: >= -1.0 AND <= 1.0 % setpoint in K	None
October 20, 2021 2:10:47 PM	Audit	Data	GC Oven Temperature Accuracy - 7890: - Temperature : Oven - S: 100.0°C - L: >= -1.0 AND <= 1.0 % setpoint in K	Manual Data Entry

User Name: suriya.thongkaew

System Id: GC-6

Hostname: ASBKW7015

Print Date: October 21, 2021 10:05:46 AM

OQ GC ALS CN11461066 Transaction log :

Time	Transaction State	Activity Performed	Type of Transaction	Optional Information
October 20, 2021 2:10:49 PM	End	Execution	GC Oven Temperature Accuracy - 7890: - Temperature : Oven - S: 100.0°C - L: >= -1.0 AND <= 1.0 % setpoint in K	Run Count : 1
October 20, 2021 2:10:51 PM	Start	Execution	GC Oven Temperature Stability - 7890: - Temperature : Oven - S: 100.0°C - L: <= 0.5°C	None
October 20, 2021 2:31:39 PM	Audit	Data	GC Oven Temperature Stability - 7890: - Temperature : Oven - S: 100.0°C - L: <= 0.5°C	Manual Data Entry
October 20, 2021 2:31:41 PM	End	Execution	GC Oven Temperature Stability - 7890: - Temperature : Oven - S: 100.0°C - L: <= 0.5°C	Run Count : 1
October 20, 2021 2:31:44 PM	Start	Execution	GC Scouting Run - Injection Tower, Front SSL, Front FID: - Part of System Preparation - No limits associated	None
October 20, 2021 2:43:06 PM	Audit	AceClosed	Session	None
October 21, 2021 9:18:59 AM	Audit	AceRestarted	Session	None
October 21, 2021 9:19:02 AM	Audit	SessionReloaded	Session	None
October 21, 2021 9:19:09 AM	Start	Qualification	Session	OQ
October 21, 2021 9:19:09 AM	Start	Execution	GC Scouting Run - Injection Tower, Front SSL, Front FID: - Part of System Preparation - No limits associated	None
October 21, 2021 9:19:41 AM	Audit	AceClosed	Session	None

User Name: suriya.thongkaew

System Id: GC-6

Hostname: ASBKKW7015

Print Date: October 21, 2021 10:05:46 AM

OQ GC ALS CN11461066 Transaction log :

Time	Transaction State	Activity Performed	Type of Transaction	Optional Information
October 21, 2021 9:20:08 AM	Audit	AceRestarted	Session	None
October 21, 2021 9:20:09 AM	Audit	SessionReloaded	Session	None
October 21, 2021 9:20:13 AM	Start	Qualification	Session	OQ
October 21, 2021 9:20:13 AM	Start	Execution	GC Scouting Run - Injection Tower, Front SSL, Front FID: - Part of System Preparation - No limits associated	None
October 21, 2021 9:29:45 AM	Audit	Data	GC Scouting Run - Injection Tower, Front SSL, Front FID: - Part of System Preparation - No limits associated	Data files Path : C:\Chem32\1\DATA\OQPV2021\OQPV2021_F 2021-10-20 15-49-01\SCOUT_F001.D\FID1A.ch
October 21, 2021 9:30:05 AM	End	Execution	GC Scouting Run - Injection Tower, Front SSL, Front FID: - Part of System Preparation - No limits associated	Run Count : 1
October 21, 2021 9:30:08 AM	Start	Execution	Noise and Drift - Front FID: - Detector FID - L (Noise): <= 0.10 pA - L (Drift): <= 2.50 pA/hour	None
October 21, 2021 9:30:41 AM	Audit	Data	Noise and Drift - Front FID: - Detector FID - L (Noise): <= 0.10 pA - L (Drift): <= 2.50 pA/hour	Data files Path : C:\Chem32\1\DATA\OQPV2021\OQPV2021_F 2021-10-20 15-49-01\SIGNSDRF_F001.D\FID1A.ch
October 21, 2021 9:31:10 AM	End	Execution	Noise and Drift - Front FID: - Detector FID - L (Noise): <= 0.10 pA - L (Drift): <= 2.50 pA/hour	Run Count : 1

User Name: suriya.thongkaew

System Id: GC-6

Hostname: ASBKKW7015

Print Date: October 21, 2021 10:05:46 AM

OQ GC ALS CN11461066 Transaction log :

Time	Transaction State	Activity Performed	Type of Transaction	Optional Information
October 21, 2021 9:31:42 AM	Start	Execution	Injection Precision - Injection Tower, Front SSL, Front FID: - GC - L (Area): <= 3.00% - L (Ret. Time): <= 1.00%	None
October 21, 2021 9:32:55 AM	Audit	Data	Injection Precision - Injection Tower, Front SSL, Front FID: - GC - L (Area): <= 3.00% - L (Ret. Time): <= 1.00%	Data files Path : C:\Chem32\1\DATA\OQPV2021\OQPV2021_F 2021-10-20 16-51-16\INJPREC_F002.D\FID1A.ch
October 21, 2021 9:32:55 AM	Audit	Data	Injection Precision - Injection Tower, Front SSL, Front FID: - GC - L (Area): <= 3.00% - L (Ret. Time): <= 1.00%	Data files Path : C:\Chem32\1\DATA\OQPV2021\OQPV2021_F 2021-10-20 16-51-16\INJPREC_F003.D\FID1A.ch
October 21, 2021 9:32:56 AM	Audit	Data	Injection Precision - Injection Tower, Front SSL, Front FID: - GC - L (Area): <= 3.00% - L (Ret. Time): <= 1.00%	Data files Path : C:\Chem32\1\DATA\OQPV2021\OQPV2021_F 2021-10-20 16-51-16\INJPREC_F004.D\FID1A.ch
October 21, 2021 9:32:56 AM	Audit	Data	Injection Precision - Injection Tower, Front SSL, Front FID: - GC - L (Area): <= 3.00% - L (Ret. Time): <= 1.00%	Data files Path : C:\Chem32\1\DATA\OQPV2021\OQPV2021_F 2021-10-20 16-51-16\INJPREC_F005.D\FID1A.ch
October 21, 2021 9:32:56 AM	Audit	Data	Injection Precision - Injection Tower, Front SSL, Front FID: - GC - L (Area): <= 3.00% - L (Ret. Time): <= 1.00%	Data files Path : C:\Chem32\1\DATA\OQPV2021\OQPV2021_F 2021-10-20 16-51-16\INJPREC_F006.D\FID1A.ch
October 21, 2021 9:32:56 AM	Audit	Data	Injection Precision - Injection Tower, Front SSL, Front FID: - GC - L (Area): <= 3.00% - L (Ret. Time): <= 1.00%	Data files Path : C:\Chem32\1\DATA\OQPV2021\OQPV2021_F 2021-10-20 16-51-16\INJPREC_F007.D\FID1A.ch

Page 7 / 10

User Name: suriya.thongkaew

System Id: GC-6

Hostname: ASBKKW7015

Print Date: October 21, 2021 10:05:46 AM

OQ GC ALS CN11461066 Transaction log :

Time	Transaction State	Activity Performed	Type of Transaction	Optional Information
October 21, 2021 9:33:07 AM	End	Execution	Injection Precision - Injection Tower, Front SSL, Front FID: - GC - L (Area): <= 3.00% - L (Ret. Time): <= 1.00%	Run Count : 1
October 21, 2021 9:33:23 AM	Start	Execution	Signal to Noise - Injection Tower, Front SSL, Front FID: - Detector FID - L: >= 300000	None
October 21, 2021 9:34:01 AM	Audit	Data	Signal to Noise - Injection Tower, Front SSL, Front FID: - Detector FID - L: >= 300000	Data files Path : C:\Chem32\1\DATA\OQPV20 21\OQPV2021_F 2021-10-20 16-51-16\SIGTONS_F001.D\FID1A.ch
October 21, 2021 9:34:15 AM	End	Execution	Signal to Noise - Injection Tower, Front SSL, Front FID: - Detector FID - L: >= 300000	Run Count : 1
October 21, 2021 9:34:19 AM	Start	Execution	GC Scouting Run - Injection Tower, Back SSL, Back FID: - Part of System Preparation - No limits associated	None
October 21, 2021 9:35:04 AM	Audit	Data	GC Scouting Run - Injection Tower, Back SSL, Back FID: - Part of System Preparation - No limits associated	Data files Path : C:\Chem32\1\DATA\OQPV20 21\OQPV2021_B 2021-10-20 17-13-45\SCOUT_B001.D\FID1A.ch
October 21, 2021 9:35:27 AM	End	Execution	GC Scouting Run - Injection Tower, Back SSL, Back FID: - Part of System Preparation - No limits associated	Run Count : 1
October 21, 2021 9:35:32 AM	Start	Execution	Noise and Drift - Back FID: - Detector FID - L (Noise): <= 0.10 pA - L (Drift): <= 2.50 pA/hour	None

User Name: suriya.thongkaew

System Id: GC-6

Hostname: ASBKKW7015

Print Date: October 21, 2021 10:05:46 AM

OQ GC ALS CN11461066 Transaction log :

Time	Transaction State	Activity Performed	Type of Transaction	Optional Information
October 21, 2021 9:36:06 AM	Audit	Data	Noise and Drift - Back FID: - Detector FID - L (Noise): <= 0.10 pA - L (Drift): <= 2.50 pA/hour	Data files Path : C:\Chem32\1\DATA\OQPV2021\OQPV2021_B 2021-10-20 17-13-45\SIGNSDRF_B001.D\FID2B.ch
October 21, 2021 9:36:16 AM	End	Execution	Noise and Drift - Back FID: - Detector FID - L (Noise): <= 0.10 pA - L (Drift): <= 2.50 pA/hour	Run Count : 1
October 21, 2021 9:36:20 AM	Start	Execution	Injection Precision - Injection Tower, Back SSL, Back FID: - GC - L (Area): <= 3.00% - L (Ret. Time): <= 1.00%	None
October 21, 2021 9:38:57 AM	Audit	Data	Injection Precision - Injection Tower, Back SSL, Back FID: - GC - L (Area): <= 3.00% - L (Ret. Time): <= 1.00%	Data files Path : C:\Chem32\1\DATA\OQPV2021\OQPV2021_B 2021-10-20 17-13-45\INJPREC_B002.D\FID2B.ch
October 21, 2021 9:38:57 AM	Audit	Data	Injection Precision - Injection Tower, Back SSL, Back FID: - GC - L (Area): <= 3.00% - L (Ret. Time): <= 1.00%	Data files Path : C:\Chem32\1\DATA\OQPV2021\OQPV2021_B 2021-10-20 17-13-45\INJPREC_B003.D\FID2B.ch
October 21, 2021 9:38:57 AM	Audit	Data	Injection Precision - Injection Tower, Back SSL, Back FID: - GC - L (Area): <= 3.00% - L (Ret. Time): <= 1.00%	Data files Path : C:\Chem32\1\DATA\OQPV2021\OQPV2021_B 2021-10-20 17-13-45\INJPREC_B004.D\FID2B.ch
October 21, 2021 9:38:57 AM	Audit	Data	Injection Precision - Injection Tower, Back SSL, Back FID: - GC - L (Area): <= 3.00% - L (Ret. Time): <= 1.00%	Data files Path : C:\Chem32\1\DATA\OQPV2021\OQPV2021_B 2021-10-20 17-13-45\INJPREC_B005.D\FID2B.ch

User Name: suriya.thongkaew

System Id: GC-6

Hostname: ASBKKW7015

Print Date: October 21, 2021 10:05:46 AM

OQ GC ALS CN11461066 Transaction log :

Time	Transaction State	Activity Performed	Type of Transaction	Optional Information
October 21, 2021 9:38:57 AM	Audit	Data	Injection Precision - Injection Tower, Back SSL, Back FID: - GC - L (Area): <= 3.00% - L (Ret. Time): <= 1.00%	Data files Path : C:\Chem32\1\DATA\OQPV20 21\OQPV2021_B 2021-10-20 17-13-45\INJPREC_B006.D\FID2B.ch
October 21, 2021 9:38:57 AM	Audit	Data	Injection Precision - Injection Tower, Back SSL, Back FID: - GC - L (Area): <= 3.00% - L (Ret. Time): <= 1.00%	Data files Path : C:\Chem32\1\DATA\OQPV20 21\OQPV2021_B 2021-10-20 17-13-45\INJPREC_B007.D\FID2B.ch
October 21, 2021 9:39:06 AM	End	Execution	Injection Precision - Injection Tower, Back SSL, Back FID: - GC - L (Area): <= 3.00% - L (Ret. Time): <= 1.00%	Run Count : 1
October 21, 2021 9:39:11 AM	Start	Execution	Signal to Noise - Injection Tower, Back SSL, Back FID: - Detector FID - L: >= 300000	None
October 21, 2021 9:39:28 AM	Audit	Data	Signal to Noise - Injection Tower, Back SSL, Back FID: - Detector FID - L: >= 300000	Data files Path : C:\Chem32\1\DATA\OQPV20 21\OQPV2021_B 2021-10-20 17-13-45\SIGTONS_B001.D\FID2B.ch
October 21, 2021 9:39:39 AM	End	Execution	Signal to Noise - Injection Tower, Back SSL, Back FID: - Detector FID - L: >= 300000	Run Count : 1
October 21, 2021 9:39:43 AM	End	Qualification	Session	OQ
October 21, 2021 9:39:43 AM	Start	Reporting	Session	None
October 21, 2021 10:04:15 AM	Audit	Reporting	Session	Report Generated : Certificate

Certificate of System Qualification

GC-OQ

REVIEW BY	<i>Jinda K.</i>
APPROVED BY	<i>Tanyatorn M.</i>
NEXT CAL. DATE	<i>21 Oct 24</i>

System ID: CN11461066
Organization Name: ALS Laboratory Group (Thailand) Co., Ltd.
Organization Location: 104 Soi 40 Phatthanakan Rd, Khwang Suan Luang, Khet Suan Luang, Bangkok 10250

Date: April 21, 2023 3:26:38 PM
EQP Name: AgilentRecommended
EQP Revision: GC.02.52
Overall Qualification Status: Pass

CDS Logon Verification - GC

Logon: Saenguthai Tarak

Overall CDS Logon Verification - GC Test Status

Pass

System Inspection and Basic Safety and Operation

Name: 7890

Setpoint Status: Pass

Overall System Inspection and Basic Safety and Operation Test Status

Pass

Inlet Pressure Decay

Name: 7890

Front SSL

Setpoint Status:

Pass

Pressure: 25.0 psi

Pressure Change: -0.1 psi /5 minutes

Agilent Recommended: ≥ -2.0 and ≤ 0.5

Date: April 21, 2023 3:26:38 PM
System ID: CN11461066

Overall Inlet Pressure Decay Test Status

Pass

Inlet Pressure Accuracy

Name: 7890

Front

SSL

Setpoint Status:

Pass

Setpoint

Actual

Inlet Pressure: 25.0 psi

25.2 psi

Accuracy:

0.2 psi

Agilent Recommended:

<= 1.2

Overall Inlet Pressure Accuracy Test Status

Pass

Inlet Pressure Decay

Name: 7890

Back

SSL

Setpoint Status:

Pass

Pressure:

25.0 psi

Pressure Change:

0.0 psi

/5 minutes

Agilent Recommended:

>= -2.0 and <= 0.5

Overall Inlet Pressure Decay Test Status

Pass

Inlet Pressure Accuracy

Name: 7890

Back

SSL

Setpoint Status:

Pass

	Setpoint	Actual
Inlet Pressure:	25.0 psi	24.8 psi
Accuracy:		0.2 psi
Agilent Recommended:	<=	1.2

Overall Inlet Pressure Accuracy Test Status

Pass

Detector Flow Accuracy

Name:

7890

Front

FID

Setpoint Status:

Pass

Flow Type:

Fuel

Setpoint:

30.0

mL/min

Measured Flow:

28.9

mL/min

Accuracy:

1.1

mL/min

Agilent Recommended:

<=

10.0

% setpoint

(

3.0

mL/min

)

Limit is percentage of setpoint or 0.5 ml/minute, whichever is largest.

Setpoint Status:

Pass

Flow Type:

Oxidizer

Setpoint:

400.0

mL/min

Measured Flow:

400

mL/min

Accuracy:

0.0

mL/min

Agilent Recommended:

<=

10.0

% setpoint

(

40.0

mL/min

)

Limit is percentage of setpoint or 0.5 ml/minute, whichever is largest.

Setpoint Status:

Pass

Flow Type:

Makeup

Setpoint:

25.0

mL/min

Measured Flow:

24.9

mL/min

Accuracy:

0.1

mL/min

Agilent Recommended:

<=

10.0

% setpoint

(

2.5

mL/min

)

Limit is percentage of setpoint or 0.5 ml/minute, whichever is largest.

Date:

April 21, 2023 3:26:38 PM

System ID:

CN11461066

Overall Detector Flow Accuracy Test Status

Pass

Detector Flow Accuracy

Name: 7890

Back FID

Setpoint Status: Pass

Flow Type: Fuel

Setpoint: 30.0 mL/min

Measured Flow: 30.7 mL/min

Accuracy: 0.7 mL/min

Agilent Recommended: ≤ 10.0 % setpoint (3.0 mL/min)

Limit is percentage of setpoint or 0.5 mL/minute, whichever is largest.

Setpoint Status: Pass

Flow Type: Oxidizer

Setpoint: 400.0 mL/min

Measured Flow: 399 mL/min

Accuracy: 1.0 mL/min

Agilent Recommended: ≤ 10.0 % setpoint (40.0 mL/min)

Limit is percentage of setpoint or 0.5 mL/minute, whichever is largest.

Setpoint Status: Pass

Flow Type: Makeup

Setpoint: 25.0 mL/min

Measured Flow: 24.6 mL/min

Accuracy: 0.4 mL/min

Agilent Recommended: ≤ 10.0 % setpoint (2.5 mL/min)

Limit is percentage of setpoint or 0.5 mL/minute, whichever is largest.

Overall Detector Flow Accuracy Test Status

Pass

GC Oven Temperature Accuracy

Name: 7890

Date: April 21, 2023 3:26:38 PM

System ID: CN11461066

Setpoint Status: **Pass**

Zone: **Oven**

Setpoint/Actual

Temperature: **230.0** **230.6** °C

Accuracy: **0.6** °C

Agilent Recommended: **>= -1.0** % setpoint in K (**-5.0** °C)

<= 1.0 % setpoint in K (**5.0** °C)

Setpoint Status: **Pass**

Zone: **Oven**

Setpoint/Actual

Temperature: **100.0** **100.9** °C

Accuracy: **0.9** °C

Agilent Recommended: **>= -1.0** % setpoint in K (**-3.7** °C)

<= 1.0 % setpoint in K (**3.7** °C)

Overall GC Oven Temperature Accuracy Test Status

Pass

GC Oven Temperature Stability

Name: **7890**

Setpoint Status: **Pass**

Setpoint/Average

Temperature: **100.0** **100.8833** °C

Stability: **0.1** °C

Agilent Recommended: **<= 0.5**

Overall GC Oven Temperature Stability Test Status

Pass

Scouting Run

Tested Combination1 **Front** **SSL** **/ Front** **FID**

Injection Tower

Name: **7693A**

Date: April 21, 2023 3:26:38 PM

System ID: CN11461066

Setpoint Status:

Completed

Injection Volume on Column:

1.0 uL

Overall Scouting Run Status

Completed

Noise and Drift

Tested Combination1

Front

SSL

/ Front

FID

Name:

7890

Setpoint Status:

Pass

Base Signal:

22.7 pA

ASTM Noise

pA

0.06

<= 0.10

Drift

pA/Hr

0.05

<= 2.50

Agilent Recommended:

Status:

Pass

Pass

Overall Noise and Drift Test Status

Pass

Injection Precision

Tested Combination1

Front

SSL

/ Front

FID

Name:

7693A

Setpoint Status:

Pass

Injection Volume on Column:

1.0 uL

Area RSD:

0.32 %

Retention Time RSD:

0.67 %

Agilent Recommended:

<= 3.00

<= 1.00

Overall Injection Precision Test Status

Pass

Signal to Noise

Date: April 21, 2023 3:26:38 PM

System ID: CN11461066

Tested Combination1 Front SSL / Front FID

Injection Tower

Name: 7890

Setpoint Status: Pass

Signal to Noise: 721755

Agilent Recommended: \geq 300000

Overall Signal to Noise Test Status

Pass

Scouting Run

Tested Combination2 Back SSL / Back FID

Injection Tower

Name: 7693A

Setpoint Status: Completed

Injection Volume on Column: 1.0 μ L

Overall Scouting Run Status

Completed

Noise and Drift

Tested Combination2 Back SSL / Back FID

Name: 7890

Setpoint Status: Pass

Base Signal: 22.6 pA

ASTM Noise

pA

0.07

Agilent Recommended:

 \leq 0.10

Status:

Pass

Drift

pA/Hr

0.09

 \leq 2.50

Pass

Overall Noise and Drift Test Status

Pass

Injection Precision

Tested Combination2

Back

SSL

/ Back

FID

Name:

7693A

Setpoint Status:

Pass

Injection Volume on Column:

1.0

uL

Area RSD:

1.28

%

Retention Time RSD:

0.83

%

Agilent Recommended:

<=

3.00

<=

1.00

Overall Injection Precision Test Status

Pass

Signal to Noise

Tested Combination2

Back

SSL

/ Back

FID

Injection Tower

Name:

7890

Setpoint Status:

Pass

Signal to Noise:

2404398

Agilent Recommended:

>=

300000

Overall Signal to Noise Test Status

Pass

Instrument Details

Purpose

This section describes the as found system configuration.

Details

System

System ID	CN11461066
Manufacturer	Agilent Technologies
Name	7890
Flow Data Input	Manual Data
Temperature Data Input	Manual Data or Other Data Logging



Tested Combination1

Injection Technique	Injection Tower
Sampler Identifier	Sampler 2
Inlet	Front
Detector	Front
LTM Included?	No

Tested Combination2

Injection Technique	Injection Tower
Sampler Identifier	Sampler 3
Inlet	Back
Detector	Back
LTM Included?	No



Sampler 1

Manufacturer	Agilent Technologies
Type	Tray
Name	7693A
Model Number	G4514A
Serial Number	CN15380030
Firmware Revision	A.11.01
Vial Heater	Not installed

Sampler 2

Manufacturer	Agilent Technologies
Type	Injection Tower
Name	7693A
Model Number	G4513A
Serial Number	CN16280128
Firmware Revision	A.10.09
Usage	Sample Injection
Location	Front
Syringe Volume (µL)	10

Sampler 3

Manufacturer	Agilent Technologies
Type	Injection Tower
Name	7693A
Model Number	G4513A
Serial Number	CN10340103
Firmware Revision	A.10.09
Usage	Sample Injection
Location	Back
Syringe Volume (µL)	10

Mainframe 1

Manufacturer	Agilent Technologies
Name	7890
Model Number	G3440A
Serial Number	CN11461066
Firmware Revision	Version 4.27
Oven Type	Standard

Inlet 1

Manufacturer	Agilent Technologies
Name	7890
Type	SSL
Location	Front
Carrier Gas	Helium
Control Type	Electronic Pressure Control (EPC)
Purged Inlet	Yes

Inlet 2

Manufacturer	Agilent Technologies
Name	7890
Type	SSL
Location	Back
Carrier Gas	Helium
Control Type	Electronic Pressure Control (EPC)
Purged Inlet	Yes

Detector 1

Manufacturer	Agilent Technologies
Name	7890
Type	FID
Adapter	Capillary
Control Type	Electronic Pressure Control (EPC)
Location	Front
Makeup Gas	Nitrogen

Detector 2

Manufacturer	Agilent Technologies
Name	7890
Type	FID
Adapter	Capillary
Control Type	Electronic Pressure Control (EPC)
Location	Back
Makeup Gas	Nitrogen

Electronic Signature

Purpose

This signature page was created and published because the ACE sign-off action was executed, which is valid for the entire document, including attachments. The ACE sign-off is an electronic signature that requires two distinct identification components: unique username and personal password. The Agilent representative who has delivered this service understands the meaning and legal status of an electronic signature. As a trained official operator, the Agilent representative has a unique password and logon to access ACE and electronically sign this document. (Other e-signatures can be applied to this document using a Document Content Management or other suitable method defined in your data access and control procedures.)

Details

Full Name of Signer:	Saenguthai Tarak
Logged On User Name:	saenguthai.tarak@non.agilent.com
Signature Creation Date:	April 21, 2023
Reason for Signature:	Executed protocol and published this original version of document

Regulatory Disclaimer

This document provides a protocol to verify and record instrument configuration and evidence of proper operation. It has been prepared from our interpretation of applicable regulations as well as industry best practices. The document is designed to provide an important component of a complete compliance package. Validation depends upon many factors and use of this protocol alone does not assure compliance. Agilent Technologies makes no promises or representations as to its sufficiency for any specific regulatory program.

Warranty

Agilent Technologies makes no warranty of any kind to this material, including but not limited to, the implied warranties or merchantability and fitness for a particular purpose. Agilent Technologies shall not be liable for errors contained herein or for incidental or consequential damages in connection with the furnishing, performance, or use of this material.

User Name: saenguthal.tarak
 Hostname: LAPTOP-CQ3SKOMV

System id: CN11461066
 Print Date: April 21, 2023 3:26:40 PM

GC-6_BKK_EN0127_ALS Transaction log :

Time	Transaction State	Activity Performed	Type of Transaction	Optional Information
April 21, 2023 11:21:36 AM	Audit	SessionCreated	Session	None
April 21, 2023 11:21:36 AM	Start	Configuration	Session	None
April 21, 2023 11:21:36 AM	Audit	Entitlement	Licensing	User is Nonpaying and does not require an unlock code
April 21, 2023 11:22:04 AM	Audit	EqpLoaded	Session	EQP details for primary technique [Gc] - File path: [ProtocolPacks/Gc/Configurations/02.52/Gc.02.52.eqp], EQP File Name: [Gc.02.52.eqp], EQP Name: [AgilentRecommended], Protocol Revision :[Gc.02.52]
April 21, 2023 11:22:06 AM	End	Configuration	Session	None
April 21, 2023 11:22:14 AM	Start	Qualification	Session	OQ
April 21, 2023 11:22:14 AM	Start	Execution	CDS Logon Verification - GC : - Qualitative test	None
April 21, 2023 11:23:14 AM	End	Execution	CDS Logon Verification - GC : - Qualitative test	Run Count : 1
April 21, 2023 11:23:16 AM	Start	Execution	System Inspection and Basic Safety and Operation - 7890: - Qualitative Test - No setpoints associated	None
April 21, 2023 11:23:35 AM	End	Execution	System Inspection and Basic Safety and Operation - 7890: - Qualitative Test - No setpoints associated	Run Count : 1
April 21, 2023 11:23:37 AM	Start	Execution	Inlet Pressure Decay - Front SSL: - Pressure Controlled Inlet - S: 25.0 psi - L: >= -2.0 psi and <= 0.5 psi	None

User Name: saenguthai.tarak
 Hostname: LAPTOP-CQ3SKOMV

System Id: CN11461066
 Print Date: April 21, 2023 3:26:40 PM

GC-6_BKK_EN0127_ALS Transaction log :

Time	Transaction State	Activity Performed	Type of Transaction	Optional Information
April 21, 2023 11:24:01 AM	End	Execution	Inlet Pressure Decay - Front SSL: - Pressure Controlled Inlet - S: 25.0 psi - L: >= -2.0 psi and <= 0.5 psi	Run Count : 1
April 21, 2023 11:24:04 AM	Start	Execution	Inlet Pressure Accuracy - Front SSL: - Pressure Controlled Inlet - S: 25.0 psi - L: <= 1.2 psi	None
April 21, 2023 11:24:09 AM	End	Execution	Inlet Pressure Accuracy - Front SSL: - Pressure Controlled Inlet - S: 25.0 psi - L: <= 1.2 psi	Run Count : 1
April 21, 2023 11:24:11 AM	Start	Execution	Inlet Pressure Decay - Back SSL: - Pressure Controlled Inlet - S: 25.0 psi - L: >= -2.0 psi and <= 0.5 psi	None
April 21, 2023 11:24:43 AM	End	Execution	Inlet Pressure Decay - Back SSL: - Pressure Controlled Inlet - S: 25.0 psi - L: >= -2.0 psi and <= 0.5 psi	Run Count : 1
April 21, 2023 11:24:45 AM	Start	Execution	Inlet Pressure Accuracy - Back SSL: - Pressure Controlled Inlet - S: 25.0 psi - L: <= 1.2 psi	None
April 21, 2023 11:24:51 AM	End	Execution	Inlet Pressure Accuracy - Back SSL: - Pressure Controlled Inlet - S: 25.0 psi - L: <= 1.2 psi	Run Count : 1
April 21, 2023 11:24:53 AM	Start	Execution	Detector Flow Accuracy - Front FID: - Type : Fuel - S: 30.0 mL/min - L: <= 10.0% setpoint	None
April 21, 2023 11:25:20 AM	Audit	Data	Detector Flow Accuracy - Front FID: - Type : Fuel - S: 30.0 mL/min - L: <= 10.0% setpoint	Manual Data Entry
April 21, 2023 11:25:25 AM	End	Execution	Detector Flow Accuracy - Front FID: - Type : Fuel - S: 30.0 mL/min - L: <= 10.0% setpoint	Run Count : 1

User Name: saenguthai.tarak
 Hostname: LAPTOP-CQ3SKOMV

System Id: CN11461066
 Print Date: April 21, 2023 3:26:40 PM

GC-6_BKK_EN0127_ALS Transaction log :

Time	Transaction State	Activity Performed	Type of Transaction	Optional Information
April 21, 2023 11:25:26 AM	Start	Execution	Detector Flow Accuracy - Front FID: - Type : Oxidizer - S: 400.0 mL/min - L: <= 10.0% setpoint	None
April 21, 2023 11:25:40 AM	Audit	Data	Detector Flow Accuracy - Front FID: - Type : Oxidizer - S: 400.0 mL/min - L: <= 10.0% setpoint	Manual Data Entry
April 21, 2023 11:25:42 AM	End	Execution	Detector Flow Accuracy - Front FID: - Type : Oxidizer - S: 400.0 mL/min - L: <= 10.0% setpoint	Run Count : 1
April 21, 2023 11:25:44 AM	Start	Execution	Detector Flow Accuracy - Front FID: - Type : Makeup - S: 25.0 mL/min - L: <= 10.0% setpoint	None
April 21, 2023 11:26:01 AM	Audit	Data	Detector Flow Accuracy - Front FID: - Type : Makeup - S: 25.0 mL/min - L: <= 10.0% setpoint	Manual Data Entry
April 21, 2023 11:26:04 AM	End	Execution	Detector Flow Accuracy - Front FID: - Type : Makeup - S: 25.0 mL/min - L: <= 10.0% setpoint	Run Count : 1
April 21, 2023 11:26:05 AM	Start	Execution	Detector Flow Accuracy - Back FID: - Type : Fuel - S: 30.0 mL/min - L: <= 10.0% setpoint	None
April 21, 2023 11:26:19 AM	Audit	Data	Detector Flow Accuracy - Back FID: - Type : Fuel - S: 30.0 mL/min - L: <= 10.0% setpoint	Manual Data Entry
April 21, 2023 11:26:22 AM	End	Execution	Detector Flow Accuracy - Back FID: - Type : Fuel - S: 30.0 mL/min - L: <= 10.0% setpoint	Run Count : 1
April 21, 2023 11:26:24 AM	Start	Execution	Detector Flow Accuracy - Back FID: - Type : Oxidizer - S: 400.0 mL/min - L: <= 10.0% setpoint	None
April 21, 2023 11:26:38 AM	Audit	Data	Detector Flow Accuracy - Back FID: - Type : Oxidizer - S: 400.0 mL/min - L: <= 10.0% setpoint	Manual Data Entry

Page 3 / 11

Date: April 21, 2023 3:26:38 PM
 System ID: CN11461066

User Name: saenguthai.tarak
 Hostname: LAPTOP-CQ3SKOMV

System Id: CN11461066
 Print Date: April 21, 2023 3:26:40 PM

GC-5_BKK_EN0127_ALS Transaction log:

Time	Transaction State	Activity Performed	Type of Transaction	Optional Information
April 21, 2023 11:26:43 AM	End	Execution	Detector Flow Accuracy - Back FID: - Type : Oxidizer - S: 400.0 mL/min - L: <= 10.0% setpoint	Run Count : 1
April 21, 2023 11:26:45 AM	Start	Execution	Detector Flow Accuracy - Back FID: - Type : Makeup - S: 25.0 mL/min - L: <= 10.0% setpoint	None
April 21, 2023 11:27:01 AM	Audit	Data	Detector Flow Accuracy - Back FID: - Type : Makeup - S: 25.0 mL/min - L: <= 10.0% setpoint	Manual Data Entry
April 21, 2023 11:27:05 AM	End	Execution	Detector Flow Accuracy - Back FID: - Type : Makeup - S: 25.0 mL/min - L: <= 10.0% setpoint	Run Count : 1
April 21, 2023 11:27:07 AM	Start	Execution	GC Oven Temperature Accuracy - 7890: - Temperature : Oven - S: 230.0°C - L: >= -1.0 AND <= 1.0 % setpoint in K	None
April 21, 2023 11:27:33 AM	Audit	Data	GC Oven Temperature Accuracy - 7890: - Temperature : Oven - S: 230.0°C - L: >= -1.0 AND <= 1.0 % setpoint in K	Manual Data Entry
April 21, 2023 11:27:35 AM	End	Execution	GC Oven Temperature Accuracy - 7890: - Temperature : Oven - S: 230.0°C - L: >= -1.0 AND <= 1.0 % setpoint in K	Run Count : 1
April 21, 2023 11:27:37 AM	Start	Execution	GC Oven Temperature Accuracy - 7890: - Temperature : Oven - S: 100.0°C - L: >= -1.0 AND <= 1.0 % setpoint in K	None
April 21, 2023 11:27:54 AM	Audit	Data	GC Oven Temperature Accuracy - 7890: - Temperature : Oven - S: 100.0°C - L: >= -1.0 AND <= 1.0 % setpoint in K	Manual Data Entry

User Name: saenguthai.tarak
 Hostname: LAPTOP-CQ3SKOMV

System Id: CN11461066
 Print Date: April 21, 2023 3:26:40 PM

GC-6_BKK_EN0127_ALS Transaction log :

Time	Transaction State	Activity Performed	Type of Transaction	Optional Information
April 21, 2023 11:27:57 AM	End	Execution	GC Oven Temperature Accuracy - 7890: - Temperature : Oven - S: 100.0°C - L: >= -1.0 AND <= 1.0 % setpoint in K	Run Count : 1
April 21, 2023 11:27:59 AM	Start	Execution	GC Oven Temperature Stability - 7890: - Temperature : Oven - S: 100.0°C - L: <= 0.5°C	None
April 21, 2023 11:29:07 AM	Audit	Data	GC Oven Temperature Stability - 7890: - Temperature : Oven - S: 100.0°C - L: <= 0.5°C	Manual Data Entry
April 21, 2023 11:29:10 AM	End	Execution	GC Oven Temperature Stability - 7890: - Temperature : Oven - S: 100.0°C - L: <= 0.5°C	Run Count : 1
April 21, 2023 11:29:12 AM	Start	Execution	GC Scouting Run - Injection Tower, Front SSL, Front FID: - Part of System Preparation - No limits associated	None
April 21, 2023 11:30:27 AM	Audit	Data	GC Scouting Run - Injection Tower, Front SSL, Front FID: - Part of System Preparation - No limits associated	Data files Path : C:\Users\Public\Documents\C hemStation\3\Data\OQ_GC-6 _ALS_2023-04-20\OQ_GC-6 _2023 2023-04-20 14-36-08\F_SC01.D\FID1A.c h
April 21, 2023 11:31:04 AM	End	Execution	GC Scouting Run - Injection Tower, Front SSL, Front FID: - Part of System Preparation - No limits associated	Run Count : 1
April 21, 2023 11:31:07 AM	Start	Execution	Noise and Drift - Front FID: - Detector FID - L (Noise): <= 0.10 pA - L (Drift): <= 2.50 pA/hour	None

User Name: saenguthai.tarak
 Hostname: LAPTOP-CQ3SKOMV

System id: CN11461066
 Print Date: April 21, 2023 3:26:40 PM

GC-6_BKK_EN0127_ALS Transaction log :

Time	Transaction State	Activity Performed	Type of Transaction	Optional Information
April 21, 2023 11:31:43 AM	Audit	Data	Noise and Drift - Front FID: - Detector FID - L (Noise): <= 0.10 pA - L (Drift): <= 2.50 pA/hour	Data files Path : C:\Users\Public\Documents\C hemStation\3\Data\OQ_GC-6 _ALS_2023-04-20\OQ_GC-6 _2023 2023-04-20 14-36-08\ND-01-005F.D\FID 1A.ch
April 21, 2023 11:32:00 AM	End	Execution	Noise and Drift - Front FID: - Detector FID - L (Noise): <= 0.10 pA - L (Drift): <= 2.50 pA/hour	Run Count : 1
April 21, 2023 11:32:03 AM	Start	Execution	Injection Precision - Injection Tower, Front SSL, Front FID: - GC - L (Area): <= 3.00% - L (Ret. Time): <= 1.00%	None
April 21, 2023 11:32:23 AM	Start	Execution	Injection Precision - Injection Tower, Front SSL, Front FID: - GC - L (Area): <= 3.00% - L (Ret. Time): <= 1.00%	None
April 21, 2023 11:33:55 AM	Audit	Data	Injection Precision - Injection Tower, Front SSL, Front FID: - GC - L (Area): <= 3.00% - L (Ret. Time): <= 1.00%	Date files Path : C:\Users\Public\Documents\C hemStation\3\Data\OQ_GC-6 _ALS_2023-04-20\OQ_GC-6 _2023 2023-04-20 14-36-08\Pre01-013F.D\FID 1A.ch
April 21, 2023 11:33:55 AM	Audit	Data	Injection Precision - Injection Tower, Front SSL, Front FID: - GC - L (Area): <= 3.00% - L (Ret. Time): <= 1.00%	Data files Path : C:\Users\Public\Documents\C hemStation\3\Data\OQ_GC-6 _ALS_2023-04-20\OQ_GC-6 _2023 2023-04-20 14-36-08\Pre01-014F.D\FID 1A.ch

User Name: saenguthal.tarak
 Hostname: LAPTOP-CQ3SKOMV

System Id: CN11461066
 Print Date: April 21, 2023 3:26:40 PM

GC-6_BKK_EN0127_ALS Transaction log :

Time	Transaction State	Activity Performed	Type of Transaction	Optional Information
April 21, 2023 11:33:55 AM	Audit	Data	Injection Precision - Injection Tower, Front SSL, Front FID: - GC - L (Area): <= 3.00% - L (Ret. Time): <= 1.00%	Data files Path : C:\Users\Public\Documents\C hemStation\3\Data\OQ_GC-6 _ALS_2023-04-20\OQ_GC-6 _2023 2023-04-20 14-36-08\Pre01-015F.D\FID 1A.ch
April 21, 2023 11:33:55 AM	Audit	Data	Injection Precision - Injection Tower, Front SSL, Front FID: - GC - L (Area): <= 3.00% - L (Ret. Time): <= 1.00%	Data files Path : C:\Users\Public\Documents\C hemStation\3\Data\OQ_GC-6 _ALS_2023-04-20\OQ_GC-6 _2023 2023-04-20 14-36-08\Pre01-016F.D\FID 1A.ch
April 21, 2023 11:33:59 AM	Audit	Data	Injection Precision - Injection Tower, Front SSL, Front FID: - GC - L (Area): <= 3.00% - L (Ret. Time): <= 1.00%	Data files Path : C:\Users\Public\Documents\C hemStation\3\Data\OQ_GC-6 _ALS_2023-04-20\OQ_GC-6 _2023 2023-04-20 14-36-08\Pre01-017F.D\FID 1A.ch
April 21, 2023 11:33:59 AM	Audit	Data	Injection Precision - Injection Tower, Front SSL, Front FID: - GC - L (Area): <= 3.00% - L (Ret. Time): <= 1.00%	Data files Path : C:\Users\Public\Documents\C hemStation\3\Data\OQ_GC-6 _ALS_2023-04-20\OQ_GC-6 _2023 2023-04-20 14-36-08\Pre01-018F.D\FID 1A.ch
April 21, 2023 11:35:00 AM	End	Execution	Injection Precision - Injection Tower, Front SSL, Front FID: - GC - L (Area): <= 3.00% - L (Ret. Time): <= 1.00%	Run Count : 1
April 21, 2023 11:35:04 AM	Start	Execution	Signal to Noise - Injection Tower, Front SSL, Front FID: - Detector FID - L: >= 300000	None

User Name: saenguthai.tarak
 Hostname: LAPTOP-CQ3SKOMV

System Id: CN11461066
 Print Date: April 21, 2023 3:26:40 PM

GC-6_BKK_EN0127_ALS Transaction log :

Time	Transaction State	Activity Performed	Type of Transaction	Optional Information
April 21, 2023 11:35:28 AM	Audit	Data	Signal to Noise - Injection Tower, Front SSL, Front FID: - Detector FID - L: >= 300000	Data files Path : C:\Users\Public\Documents\C hemStation\3\Data\OQ_GC-6 _ALS_2023-04-20\OQ_GC-6 _2023 2023-04-20 14-36-08\SN_Front.D\FID1A. ch
April 21, 2023 11:36:00 AM	End	Execution	Signal to Noise - Injection Tower, Front SSL, Front FID: - Detector FID - L: >= 300000	Run Count : 1
April 21, 2023 11:36:03 AM	Start	Execution	GC Scouting Run - Injection Tower, Back SSL, Back FID: - Part of System Preparation - No limits associated	None
April 21, 2023 11:36:36 AM	Audit	Data	GC Scouting Run - Injection Tower, Back SSL, Back FID: - Part of System Preparation - No limits associated	Data files Path : C:\Users\Public\Documents\C hemStation\3\Data\OQ_GC-6 _ALS_2023-04-20\OQ_GC-6 _2023 2023-04-20 14-36-08\B_SC01.D\FID2B.c h
April 21, 2023 11:37:30 AM	End	Execution	GC Scouting Run - Injection Tower, Back SSL, Back FID: - Part of System Preparation - No limits associated	Run Count : 1
April 21, 2023 11:37:32 AM	Start	Execution	Noise and Drift - Back FID: - Detector FID - L (Noise): <= 0.10 pA - L (Drift): <= 2.50 pA/hour	None

User Name: saenguthai.tarak
 Hostname: LAPTOP-CQ3SKOMV

System Id: CN11461066
 Print Date: April 21, 2023 3:26:40 PM

GC-6_BKK_EN0127_ALS Transaction log :

Time	Transaction State	Activity Performed	Type of Transaction	Optional Information
April 21, 2023 11:38:06 AM	Audit	Data	Noise and Drift - Back FID: - Detector FID - L (Noise): <= 0.10 pA - L (Drift): <= 2.50 pA/hour	Data files Path : C:\Users\Public\Documents\C hemStation\3\Data\OQ_GC-6 _ALS_2023-04-20\OQ_GC-6 _2023_2023-04-20 14-36-08\ND-01-005B.D\FID 2B.ch
April 21, 2023 11:38:23 AM	End	Execution	Noise and Drift - Back FID: - Detector FID - L (Noise): <= 0.10 pA - L (Drift): <= 2.50 pA/hour	Run Count : 1
April 21, 2023 11:38:32 AM	Start	Execution	Injection Precision - Injection Tower, Back SSL, Back FID: - GC - L (Area): <= 3.00% - L (Ret. Time): <= 1.00%	None
April 21, 2023 11:38:51 AM	Start	Execution	Injection Precision - Injection Tower, Back SSL, Back FID: - GC - L (Area): <= 3.00% - L (Ret. Time): <= 1.00%	None
April 21, 2023 11:40:17 AM	Audit	Data	Injection Precision - Injection Tower, Back SSL, Back FID: - GC - L (Area): <= 3.00% - L (Ret. Time): <= 1.00%	Data files Path : C:\Users\Public\Documents\C hemStation\3\Data\OQ_GC-6 _ALS_2023-04-20\OQ_GC-6 _2023_Pre 2023-04-21 10-37-32\Pre11-004B.D\FID 2B.ch
April 21, 2023 11:40:17 AM	Audit	Data	Injection Precision - Injection Tower, Back SSL, Back FID: - GC - L (Area): <= 3.00% - L (Ret. Time): <= 1.00%	Data files Path : C:\Users\Public\Documents\C hemStation\3\Data\OQ_GC-6 _ALS_2023-04-20\OQ_GC-6 _2023_Pre 2023-04-21 10-37-32\Pre11-005B.D\FID 2B.ch

User Name: saenguthai.tarak
 Hostname: LAPTOP-CQ3SKOMV

System Id: CN11461066
 Print Date: April 21, 2023 3:26:40 PM

GC-6_BKK_EN0127_ALS Transaction log :

Time	Transaction State	Activity Performed	Type of Transaction	Optional Information
April 21, 2023 11:40:17 AM	Audit	Data	Injection Precision - Injection Tower, Back SSL, Back FID: - GC - L (Area): <= 3.00% - L (Ret. Time): <= 1.00%	Data files Path : C:\Users\Public\Documents\C hemStation\3\Data\OQ_GC-6 _ALS_2023-04-20\OQ_GC-6 _2023_Pre 2023-04-21 10-37-32\Pre11-006B.D\FID 2B.ch
April 21, 2023 11:40:17 AM	Audit	Data	Injection Precision - Injection Tower, Back SSL, Back FID: - GC - L (Area): <= 3.00% - L (Ret. Time): <= 1.00%	Data files Path : C:\Users\Public\Documents\C hemStation\3\Data\OQ_GC-6 _ALS_2023-04-20\OQ_GC-6 _2023_Pre 2023-04-21 10-37-32\Pre11-007B.D\FID 2B.ch
April 21, 2023 11:40:21 AM	Audit	Data	Injection Precision - Injection Tower, Back SSL, Back FID: - GC - L (Area): <= 3.00% - L (Ret. Time): <= 1.00%	Data files Path : C:\Users\Public\Documents\C hemStation\3\Data\OQ_GC-6 _ALS_2023-04-20\OQ_GC-6 _2023_Pre 2023-04-21 10-37-32\Pre11-008B.D\FID 2B.ch
April 21, 2023 11:40:21 AM	Audit	Data	Injection Precision - Injection Tower, Back SSL, Back FID: - GC - L (Area): <= 3.00% - L (Ret. Time): <= 1.00%	Data files Path : C:\Users\Public\Documents\C hemStation\3\Data\OQ_GC-6 _ALS_2023-04-20\OQ_GC-6 _2023_Pre 2023-04-21 10-37-32\Pre11-009B.D\FID 2B.ch
April 21, 2023 11:41:29 AM	End	Execution	Injection Precision - Injection Tower, Back SSL, Back FID: - GC - L (Area): <= 3.00% - L (Ret. Time): <= 1.00%	Run Count : 1
April 21, 2023 11:41:33 AM	Start	Execution	Signal to Noise - Injection Tower, Back SSL, Back FID: - Detector FID - L: >= 300000	None

User Name: saenguthai.tarak
 Hostname: LAPTOP-CQ3SKOMV

System Id: CN11461066
 Print Date: April 21, 2023 3:26:40 PM

GC-6_BKK_EN0127_ALS Transaction log :


Time	Transaction State	Activity Performed	Type of Transaction	Optional Information
April 21, 2023 11:42:22 AM	Audit	Data	Signal to Noise - Injection Tower, Back SSL, Back FID: - Detector FID - L: >= 300000	Data files Path : C:\Users\Public\Documents\C hemStation\3\Data\OQ_GC-6 _ALS_2023-04-20\OQ_GC-6 _2023 2023-04-20 14-36-08\SN_Back.D\FID2B. ch
April 21, 2023 11:42:50 AM	End	Execution	Signal to Noise - Injection Tower, Back SSL, Back FID: - Detector FID - L: >= 300000	Run Count : 1
April 21, 2023 11:42:53 AM	End	Qualification	Session	OQ
April 21, 2023 11:42:53 AM	Start	Reporting	Session	None
April 21, 2023 12:01:47 PM	Audit	AceClosed	Session	None
April 21, 2023 3:16:07 PM	Audit	AceRestarted	Session	None
April 21, 2023 3:16:10 PM	Audit	SessionReloaded	Session	None
April 21, 2023 3:16:31 PM	Start	Qualification	Session	OQ
April 21, 2023 3:20:59 PM	Audit	AceRestarted	Session	None
April 21, 2023 3:21:00 PM	Audit	SessionReloaded	Session	None
April 21, 2023 3:21:07 PM	Start	Qualification	Session	OQ
April 21, 2023 3:25:45 PM	Audit	Reporting	Session	Report Generated : Certificate

CERTIFICATE OF CALIBRATION

Certificate No: WS-06012022

Page 1 of 2 pages

Measurement Item	: Cup anemometer with data logger.		
Manufacturer	: Data logger: Novalynx : Cup anemometer: Novalynx		
Model/Type	: Data logger: 200-WS-25LB : Cup anemometer: WS-02F		
Serial Number	: Data logger: A5191 : Cup anemometer: -		
ID No	: Data logger: RYG_FS0328 : Cup anemometer: -		
Customer	: ALS laboratory group (Thailand) co., ltd. : 104 Phatthanakan 40, Phatthanakan Rd, Khwaeng Suan Luang, Khet Suan Luang, Bangkok 10250 Thailand.		
Test Conditions	: Wind tunnel cross test section area	900	cm ²
	: Anemometer frontal area	100	cm ²
	: Diameter of mounting pipe	-	mm
	: Blockage ratio of test object	0.111	[-]
Test Conditions	: Air temperature	23.9	±0.8 °C
	: Air pressure	1014.8	±0.4 hPa
	: Relative air humidity	58.9	±3.5 %RH
Calibration Procedure	Calibration was carried out base on; IEC 61400-12-1 ED.1: 2005-Power Performance Measurements of Electricity Producing Wind Turbines; M&SNET Anemometer Calibration Procedure – Version 2: 2009;		
Traceability	This calibration documents the traceable to national standard, Which realize the unit of measurements according to the international system of units (SI) through National Institute of Metrology Thailand (NIMT).		
Measurement Date	: JAN 28, 2022.		
Issued Date	: JAN 31, 2022.		



Calibrated by

- ☒ Mr. Sorawit Thachalad
☐ Miss Orathai Wiwatwittaya



Approved Signatory:


Mr. Parinya Booncharoen
Calibration Department Manager

Continuation of Certificate of Calibration Number

Certificate No: WS-06012022

Page 2 of 2 Pages

Result of calibration: ☒ Without adjustment ☐ With adjustment

Calibration in the range of 1 – 16 m/s at a calibration interval of 1 m/s.

The results of calibration and associated measurement uncertainties are reported in the table below.

V _{STD} Reading m/s	V _{UUC*} Reading m/s	Error (m/s)	Uncertainty (%)
2.078	2.0	-0.1	2.4
4.125	4.0	-0.1	1.5
6.00	5.8	-0.2	1.5
8.01	7.9	-0.1	1.0
10.00	9.8	-0.2	0.69
11.99	11.9	-0.1	0.67
14.00	13.6	-0.4	2.8
15.98	15.7	-0.3	1.2
14.99	14.8	-0.2	1.1
13.00	12.8	-0.2	1.5
11.01	10.8	-0.2	1.2
9.02	8.7	-0.3	0.90
7.02	6.7	-0.3	0.94
5.150	5.1	-0.1	1.1
2.976	3.0	0.0	2.0
1.024	0.8	-0.2	4.8

UUC*: Unit Under Calibration

The reported expanded uncertainty is based on standard uncertainty multiplied by a coverage factor k=2 providing a level of confidence of approximately 95%

Appendix 1: Instrumentations

NO	Sensor	Manufacturer	Model/Type	Calibration Date	Certificate Report Number	Range
1	Pitot static	TESTO INC.	06352145	Aug 07, 2021	MW-0034-21	5 – 30 m/s
2	Precision Differential Pressure Meter	Zoglab	DPM2500	Aug 07, 2021	MW-0034-21	5 – 30 m/s
3	Air velocity transducer (hot wire)	TSI INC.	8455-12	Aug 08, 2021	MW-0035-21	0 – 5 m/s
4	Temperature	Zoglab	DSR-THP	March 30, 2021	CL-027-64	-30 – 70°C
5	Relative humidity	Zoglab	DSR-THP	March 30, 2021	RH-03032021	0 – 100 %RH
6	Atmospheric pressure	Zoglab	DSR-THP	March 30, 2021	BP-01032021	500 – 1100 hPa
7	Wind tunnel	ESSOM	MP330D	-	-	0 – 50 Hz

End of certificate of calibration



CERTIFICATE OF CALIBRATION

Certificate No.: WD-06012022

Page 1 of 2 pages

Measurement Item : Wind direction sensor with data logger.

Manufacturer : Data logger: Novalynx.
: Wind direction sensor: Novalynx.

Model/Type : Data logger: 200-WS-25LB
: Wind direction sensor: WS-02F

Serial Number : Data logger: A5191
: Wind direction sensor: -

ID No : Data logger: RYG_FS0328
: Wind direction sensor: -

Customer : ALS laboratory group (Thailand) Co.,Ltd.
104 Phatthanakan 40, Phatthanakan Rd.,Khwaeng Suan Luang, Khet Suan Luang, Bangkok 10250
Thailand.

Environmental Condition:

The measurement was carried out in an ambient temperature of (23 ± 3) °C, and relative humidity of (40 ± 10) %.

Measurement Method:

The wind direction sensor calibration according to comparison method with reference angle measurement electronic theodolite and line laser is used for axis control, The measurement were taken at 45° intervals in clockwise and counterclockwise directions.

Note: The UUC was warmed up for 1 hour prior to the calibration being performed

Traceability:

The measurement results are traceable to the international system of units (SI) through Certificate No.: Q21086014, Certificate No.: KWS64/0025.

Measurement Date : JAN 26, 2022.

Issued Date : JAN 31, 2022.

Performed by

- ☒ Mr. Sorawit Thachalad
☐ Miss Orathai Wiwatwittaya



Approved Signatory:.....



Mr. Parinya Booncharoen.
Calibration Department Manager

Continuation of Certificate of Calibration Number

Certificate No: WD-06012022

Pages 2 of 2 pages

Result of calibration: ☐ Without adjustment ☒ With adjustment.

Calibration in the range of 0 – 360 ° at a calibration interval of 45°.

The results of calibration and associated measurement uncertainties are reported in table below.

NO	Turning Direction	Nominal Angle (°)	Standard Reading (°)	UUC* Reading (°)	Error (°)	Uncertainty ±(°)
1	Clockwise	0/360	0	1	1	3.0
2		45	45	45	0	3.0
3		90	90	91	1	3.0
4		135	135	134	-1	3.0
5		180	180	179	-1	3.0
6		225	225	225	0	3.0
7		270	270	272	2	3.0
8		315	315	319	4	3.0
9	Counter Clockwise	0/360	0	1	1	3.0
10		45	45	45	0	3.0
11		90	90	91	1	3.0
12		135	135	134	-1	3.0
13		180	180	179	-1	3.0
14		225	225	225	0	3.0
15		270	270	272	2	3.0
16		315	315	319	4	3.0

UUC*: Unit Under Calibration The reported expanded uncertainty is based on standard uncertainty multiplied by a coverage factor k=2 providing a level of confidence of approximately 95%

End of Certificate of Calibration



CERTIFICATE OF CALIBRATION

Certificate No: WS-05012022

Page 1 of 2 pages

Measurement Item : Cup anemometer with data logger.

Manufacturer : Data logger: Novalynx
: Cup anemometer: Novalynx

Model/Type : Data logger: 200-WS-25LB
: Cup anemometer: WS-02F

Serial Number : Data logger: A5190
: Cup anemometer: -

ID No : Data logger: RYG_FS0329
: Cup anemometer: -

Customer : ALS laboratory group (Thailand) co., ltd.
: 104 Phatthanakan 40, Phatthanakan Rd, Khwaeng Suan Luang, Khet Suan Luang, Bangkok 10250
Thailand.

Test Conditions : Wind tunnel cross test section area 900 cm²
: Anemometer frontal area 100 cm²
: Diameter of mounting pipe - mm
: Blockage ratio of test object 0.111 [-]

Test Conditions : Air temperature 23.6 ±0.8 °C
: Air pressure 1014.5 ±0.4 hPa
: Relative air humidity 53.4 ±3.5 %RH

Calibration Procedure : Calibration was carried out base on;
IEC 61400-12-1 ED.1: 2005-Power Performance Measurements of Electricity Producing Wind
Turbines;
MCASNET Anemometer Calibration Procedure – Version 2: 2009;

Traceability : This calibration documents the traceable to national standard, Which realize the unit of
measurements according to the international system of units (SI) through National Institute of
Metrology Thailand (NIMT).

Measurement Date : JAN 28, 2022.

Issued Date : JAN 31, 2022.

Calibrated by

- ☒ Mr. Sorawit Thachalad
☐ Miss Orathai Wiwatwittaya



Approved Signatory: 

Mr. Parinya Booncharoen
Calibration Department Manager

Continuation of Certificate of Calibration Number

Certificate No: WS-05012022

Page 2 of 2 Pages

Result of calibration: ☒ Without adjustment ☐ With adjustment

Calibration in the range of 1 – 16 m/s at a calibration interval of 1 m/s.

The results of calibration and associated measurement uncertainties are reported in the table below.

V _{STD} Reading m/s	V _{UUC*} Reading m/s	Error (m/s)	Uncertainty (%)
2.076	2.0	-0.1	2.4
4.101	4.1	0.0	1.2
5.99	6.0	0.0	0.95
8.01	8.0	0.0	0.83
10.01	10.1	0.1	0.79
12.01	12.1	0.1	0.57
13.99	14.1	0.1	0.70
15.99	16.4	0.4	0.43
15.00	15.2	0.2	0.79
13.01	13.0	0.0	0.83
11.02	11.0	0.0	0.76
9.03	9.0	0.0	0.81
7.02	7.0	0.0	0.82
5.130	5.1	0.0	0.96
2.991	3.0	0.0	1.6
1.036	0.9	-0.1	4.5

UUC*: Unit Under Calibration

The reported expanded uncertainty is based on standard uncertainty multiplied by a coverage factor k=2 providing a level of confidence of approximately 95%

Appendix 1: Instrumentations

NO	Sensor	Manufacturer	Model/Type	Calibration Date	Certificate Report Number	Range
1	Pitot static	TESTO INC.	06352145	Aug 07, 2021	MW-0034-21	5 – 30 m/s
2	Precision Differential Pressure Meter	Zoglab	DPM2500	Aug 07, 2021	MW-0034-21	5 – 30 m/s
3	Air velocity transducer (hot wire)	TSI INC.	8455-12	Aug 08, 2021	MW-0035-21	0 – 5 m/s
4	Temperature	Zoglab	DSR-THP	March 30, 2021	CL-027-64	-30 – 70°C
5	Relative humidity	Zoglab	DSR-THP	March 30, 2021	RH-03032021	0 – 100 %RH
6	Atmospheric pressure	Zoglab	DSR-THP	March 30, 2021	BP-01032021	500 – 1100 hPa
7	Wind tunnel	ESSOM	MP330D	-	-	0 – 50 Hz

End of certificate of calibration



CERTIFICATE OF CALIBRATION

Certificate No.: WD-05012022

Page 1 of 2 pages

Measurement Item : Wind direction sensor with data logger.

Manufacturer : Data logger: Novalynx.
: Wind direction sensor: Novalynx.

Model/Type : Data logger: 200-WS-25LB
: Wind direction sensor: WS-02F

Serial Number : Data logger: A5190
: Wind direction sensor: -

ID No : Data logger: RYG_FS0329
: Wind direction sensor: -

Customer : ALS laboratory group (Thailand) Co.,Ltd.
104 Phatthanakan 40, Phatthanakan Rd.,Khwaeng Suan Luang, Khet Suan Luang, Bangkok 10250
Thailand.

Environmental Condition:

The measurement was carried out in an ambient temperature of (23 ± 3) °C, and relative humidity of (40 ± 10) %.

Measurement Method:

The wind direction sensor calibration according to comparison method with reference angle measurement electronic theodolite and line laser is used for axis control. The measurement were taken at 45° intervals in clockwise and counterclockwise directions.

Note: The UUC was warmed up for 1 hour prior to the calibration being performed

Traceability:

The measurement results are traceable to the international system of units (SI) through Certificate No.: Q21086014, Certificate No.: KWS64/0025.

Measurement Date : JAN 26, 2022.

Issued Date : JAN 31, 2022.

Performed by

- ☒ Mr. Sorawit Thachalad
☐ Miss Orathai Wiwatwittaya



Approved Signatory:.....



Mr. Parinya Booncharoen.
Calibration Department Manager

Continuation of Certificate of Calibration Number

Certificate No: WD-05012022

Pages 2 of 2 pages

Result of calibration: ☐ Without adjustment ☒ With adjustment.

Calibration in the range of 0 – 360 ° at a calibration interval of 45°.

The results of calibration and associated measurement uncertainties are reported in table below.

NO	Turning Direction	Nominal Angle (°)	Standard Reading (°)	UUC* Reading (°)	Error (°)	Uncertainty ±(°)
1	Clockwise	0/360	0	0	0	3.0
2		45	45	43	-2	3.0
3		90	90	90	0	3.0
4		135	135	135	0	3.0
5		180	180	181	1	3.0
6		225	225	227	2	3.0
7		270	270	273	3	3.0
8		315	315	318	3	3.0
9	Counter Clockwise	0/360	0	0	0	3.0
10		45	45	43	-2	3.0
11		90	90	90	0	3.0
12		135	135	135	0	3.0
13		180	180	181	1	3.0
14		225	225	227	2	3.0
15		270	270	273	3	3.0
16		315	315	318	3	3.0

UUC*: Unit Under Calibration The reported expanded uncertainty is based on standard uncertainty multiplied by a coverage factor k=2 providing a level of confidence of approximately 95%

End of Certificate of Calibration



CERTIFICATE OF CALIBRATION

Certificate No: WS-01092021

Page 1 of 2 pages

Measurement Item : Cup anemometer with data logger.

Manufacturer : Data logger: Novalynx.
: Cup anemometer: Novalynx.

Model/Type : Data logger: 110-WS-25DL-D
: Cup anemometer: WS-02F

Serial Number : Data logger: A5662
: Cup anemometer: WSD-015

ID No : Data logger: -. F16, 5911/1
: Cup anemometer: -.

Customer : ALS laboratory group (Thailand) co., ltd.
: 104 Phatthanakan 40, Phatthanakan Rd, Khwaeng Suan Luang, Khet Suan Luang, Bangkok 10250 Thailand.

Test Conditions : Wind tunnel cross test section area 900 cm²
: Anemometer frontal area 100 cm²
: Diameter of mounting pipe - mm
: Blockage ratio of test object 0.111 [-]

Test Conditions : Air temperature 23.0 ±0.8 °C
: Air pressure 1012.8 ±0.4 hPa
: Relative air humidity 50.4 ±3.5 %RH

Calibration Procedure : Calibration was carried out base on;
IEC 61400-12-1 ED.1: 2005-Power Performance Measurements of Electricity Producing Wind Turbines;
MEASNET Anemometer Calibration Procedure – Version 2: 2009;

Traceability : This calibration documents the traceable to national standard, Which realize the unit of measurements according to the international system of units (SI) through National Institute of Metrology Thailand (NIMT).

Measurement Date : Sep 14, 2021.

Issued Date : Sep 15, 2021.

REVIEW BY *Manakorn P.*

APPROVED BY *Wiporn*

NEXT CAL. DATE *15/3/23*

Calibrated by

- ☒ Mr. Sorawit Thachalad
☐ Miss Orathai Wiwatwittaya



Approved Signatory: *Leempho*

Mr. Parinya Booncharoen
Technical Support
and Calibration Manager

Continuation of Certificate of Calibration Number

Certificate No: WS-01092021

Page 2 of 2 Pages

Result of calibration: ☒ Without adjustment ☐ With adjustment

Calibration in the range of 1 – 16 m/s at a calibration interval of 1 m/s.

The results of calibration and associated measurement uncertainties are reported in the table below.

V _{STD} Reading m/s	V _{UUC*} Reading m/s	Error (m/s)	Uncertainty (%)
2.038	2.0	0.0	2.4
4.055	4.1	0.0	1.2
6.00	6.0	0.0	1.05
7.99	8.0	0.0	0.72
10.01	10.1	0.1	0.76
12.01	12.2	0.2	0.81
13.99	14.3	0.3	0.58
15.98	16.3	0.3	0.42
14.99	15.3	0.3	0.48
13.00	13.2	0.2	0.51
11.01	11.1	0.1	0.61
8.99	9.0	0.0	0.76
6.99	7.0	0.0	0.97
5.092	5.0	-0.1	1.1
2.992	3.0	0.0	1.7
1.008	1.0	0.0	4.8

UUC*: Unit Under Calibration

The reported expanded uncertainty is based on standard uncertainty multiplied by a coverage factor k=2 providing a level of confidence of approximately 95%

Appendix 1: Instrumentations

NO	Sensor	Manufacturer	Model/Type	Calibration Date	Certificate Report Number	Range
1	Pitot static	TESTO INC.	06352145	Aug 07, 2021	MW-0034-21	5 – 30 m/s
2	Precision Differential Pressure Meter	Zoglab	DPM2500	Aug 07, 2021	MW-0034-21	5 – 30 m/s
3	Air velocity transducer (hot wire)	TSI INC.	8455-12	Aug 08, 2021	MW-0035-21	0 - 5 m/s
4	Temperature	Zoglab	DSR-THP	March 30, 2021	CL-027-64	-30 - 70°C
5	Relative humidity	Zoglab	DSR-THP	March 30, 2021	RH-03032021	0 - 100 %RH
6	Atmospheric pressure	Zoglab	DSR-THP	March 30, 2021	BP-01032021	500 – 1100 hPa
7	Wind tunnel	ESSOM	MP330D	-	-	0 - 50 Hz

End of certificate of calibration



CERTIFICATE OF CALIBRATION

Certificate No.: WD-01092021

Page 1 of 2 pages

Measurement Item : Wind direction sensor with data logger.

Manufacturer : Data logger: Novalynx.
: Wind direction sensor: Novalynx.

Model/Type : Data logger: 110-WS-25DL-D
: Wind direction sensor: WS-02F.

Serial Number : Data logger: A5662
: Wind direction sensor: WSD-015.

ID No : Data logger: -
: Wind direction sensor: -

Customer : ALS laboratory group (Thailand) Co.,Ltd.
104 Phatthanakan 40, Phatthanakan Rd.,Khwaeng Suan Luang, Khet Suan Luang, Bangkok 10250
Thailand.

Environmental Condition:

The measurement was carried out in an ambient temperature of $(23\pm3)^{\circ}\text{C}$, and relative humidity of $(40\pm10)\%$.

Measurement Method:

The wind direction sensor calibration according to comparison method with reference angle measurement electronic theodolite and line laser is used for axis control, The measurement were taken at 45° intervals in clockwise and counterclockwise directions.

Note: The UUC was warmed up for 1 hour prior to the calibration being performed

Traceability:

The measurement results are traceable to the international system of units (SI) through Certificate No.: CC563-07-0045, Certificate No.: KWS63/0044.

Measurement Date : Sep 15, 2021.

Issued Date : Sep 15, 2021.

Performed by

- ☒ Mr. Sorawit Thachalad
☐ Miss Orathai Wiwatwittaya



Approved Signatory.....

Handwritten signature

Mr. Parinya Booncharoen.
Technical Support
and Calibration Manager

Continuation of Certificate of Calibration Number

Certificate No: WD-01092021

Pages 2 of 2 pages

Result of calibration: ☐ Without adjustment ☒ With adjustment.

Calibration in the range of 0 – 360 ° at a calibration interval of 45°.

The results of calibration and associated measurement uncertainties are reported in table below.

NO	Turning Direction	Nominal Angle (°)	Standard Reading (°)	UUC* Reading (°)	Error (°)	Uncertainty ±(°)
1	Clockwise	0/360	0	0	0	3.0
2		45	45	42	-3	3.0
3		90	90	88	-2	3.0
4		135	135	134	-1	3.0
5		180	180	181	1	3.0
6		225	225	226	1	3.0
7		270	270	273	3	3.0
8		315	315	318	3	3.0
9	Counter Clockwise	0/360	0	0	0	3.0
10		45	45	42	-3	3.0
11		90	90	88	-2	3.0
12		135	135	134	-1	3.0
13		180	180	181	1	3.0
14		225	225	226	1	3.0
15		270	270	273	3	3.0
16		315	315	318	3	3.0

UUC*: Unit Under Calibration The reported expanded uncertainty is based on standard uncertainty multiplied by a coverage factor k=2 providing a level of confidence of approximately 95%

End of Certificate of Calibration



CERTIFICATE OF CALIBRATION

Certificate No. : CL-067-64
Page 1 of 2

Equipment Name : Data Logger with Temperature
Sensor

Manufacturer : Novalynx
Model : 110-WS-25 DL-D
Serial No. : A5662
ID No. : -

Customer

Name : ALS laboratory group (thailand) Co.,Ltd.
Address : 104 Phatthanakan 40, Phatthanakan
Rd.,Khwaeng Suan Luang, Khet Suan Luang,Bangkok
10250 Thailand.

Received date : 1 SEP 2021
Calibration date : 13 SEP 2021
Issue date : 15 SEP 2021

Reference Used During Calibration

1.Standard Temperature Probe Model : STS-100 A500,
Serial No. : 667682-09, Due date : 25 Mar 2022
2.Digital Temperature Indicator Model : DTI-1000-A MK
II, Serial No.: 671407-00591 Due date : 04 June 2022

Calibration Condition

Temperature : (23±3)°C
Relative Humidity : (55±15)%

Calibration Procedure


The temperature calibration was done by In-House
calibration method as WI-CL-001 according to
comparison method with standard digital temperature
indicator and standard temperature probe. The
temperature scale use was based on ITS-90.

Traceability

The measurement results are traceable to the
international system of units (SI) through National
Institute of Metrology Thailand (NIMT) Certificate
number : TT-0036-21, Certificate number : ER-0032-
21

Calibrated by

- ☐ Mr. Sorawit Thachalad
☒ Miss Orathai Wiwatwittaya



Approved Signatory:

Signature
Mr. Parinya Booncharoen
Technical Support
And Calibration Manager

Certificate No. : CL-067-64

Page 2 of 2

Result of Calibration :- ☒ Without Adjustment ☐ With Adjustment

Calibration Range: 20 °C – 40 °C

Function:

This equipment was connected with temperature sensor Model : HMP60 S/N : T2320591

Dimension : Diameter 12mm. Length 80 mm.

<u>Immersion Depth (mm)</u>	<u>Standard Reading (°C)</u>	<u>UUC Reading (°C)</u>	<u>Error (°C)</u>	<u>Uncertainty (°C)</u>
60	20.049	19.8	-0.2	0.080
60	24.879	24.5	-0.4	0.16
60	29.864	29.4	-0.5	0.080
60	34.847	34.4	-0.5	0.13
60	39.835	39.3	-0.5	0.080

UUC* : Unit Under Calibration

The reported expanded uncertainty is based on standard uncertainty multiplied by a coverage factor k=2 providing a level of confidence of approximately 95%

* End of Certificate *



CALIBRATION REPORT

Calibration No. : RH-01092021

Page 1 of 1 Pages

Measurement Item : Relative humidity with data logger.

Manufacturer : Data logger: Novalynx.
: Relative humidity sensor: Novalynx.

Model/Type : Data logger: 110-WS-25 DL-D.
: Relative humidity sensor: HMP60.

Serial Number : Data logger: A5662.
: Relative humidity sensor: T2320691.

ID No : Data logger: -
: Relative humidity sensor: -.

Customer : ALS laboratory group (Thailand) co., ltd.
104 Phatthanakan 40, Phatthanakan Rd, Khwaeng Suan Luang, Khet Suan Luang, Bangkok 10250 Thailand.

Environmental Condition:

The measurement was carried out in an ambient temperature of $(25 \pm 3)^{\circ}\text{C}$, and relative humidity of $(50 \pm 15)\%$.

Measurement Method:

The Relative humidity with data logger, Unit Under Calibration (UUC) was calibrated by comparison method with the equilibrium of standard salt solution CH_3COOK : Potassium Acetate, $\text{Mg}(\text{NO}_3)_2$: Magnesium Nitrate, KCl : Potassium Chloride to determine the errors.

Measurement Date : Sep 13, 2021

Issued Date : Sep 15, 2021

Measurement Results:

The results of calibration are reported in table below.

Standard salt solution.	Standard (%RH)	UUC _(Reading)	Error
CH_3COOK : Potassium Acetate	22.51	23.5	1.0
$\text{Mg}(\text{NO}_3)_2$: Magnesium Nitrate	52.89	53.1	0.2
KCl : Potassium Chloride	84.34	83.9	-0.4

Performed by

- ☐ Mr. Sorawit Thachalad
☒ Miss Orathai Wiatwittaya



Signatory: _____

Mr. Parinya Booncharoen.
Technical Support
And Calibration Manager

Certificate Number

CL-021-66

CERTIFICATE OF CALIBRATION

Page 1 of 2 Pages

MEASUREMENT ITEM : Cup anemometer
MANUFACTURER : Novalynx
MODEL/TYPE : Sensor: WS-02F
Data logger: 200-WS-25LB
SERIAL NUMBER : Sensor: -
Data logger: A5376
ID NUMBER : RYG_FS0414
CONDITION AS-RECEIVED : Used item
CUSTOMER : ALS laboratory group (Thailand) Co., Ltd.
104 Phatthanakan 40, Phatthanakan Rd, Khwaeng Suan Luang,
Khet Suan Luang, Bangkok 10250 Thailand.

RECEIVED DATE : 27 Jan 2023
MEASUREMENT DATE : 10 Feb 2023
ISSUE DATE : 10 Feb 2023

ENVIRONMENTAL CONDITIONS:

Ambient condition in the laboratory are as follow:

Temperature	: 23.0 ± 3.0	°C
Relative Humidity	: 55.0 ± 15.0	%RH
Atmospheric Pressure	: 1010 ± 10	hPa

PLACE OF CALIBRATION : Eiffel-type wind tunnel of Jiranatee Associates Co., Ltd.

CALIBRATION CONDITIONS	: Wind tunnel cross-section area ¹	900	cm ²
	Win direction frontal area ²	100	cm ²
	Diameter of mounting pipe ³	-	mm
	Blockage ratio of test object ⁴	0.111	[-]

Preconditioning : 24 hours at ambient conditions.
Measurement Condition : The average values during measurement are (24.1) °C, (47.6) %RH and (1014.7) hPa.

TABULATION OF RESULTS:

The table on next page give the measured values.

Calibrated by:

- ☒ Mr. Sorawit Thachalad
☐ Miss Jittraporn Lertsomphol



Approved signatory: *[Signature]*

Mr. Parinya Booncharoen
Calibration Department Manager

Remark:

- ¹ Nozzle cross-section area of the wind tunnel
² Projected cross-section area of the tested object include mounting pipe
³ Diameter of mounting pipe
⁴ Ratio ² to ¹

MEASUREMENT RESULTS ⁵

The cup anemometer, Unit Under Calibration (UUC) was exercise at 10 m/s for 5 minutes prior to calibration being performed. The standard air velocity 0.5 m/s to 5 m/s was calculated by a standard air velocity transducer and above 5 m/s to 30 m/s was calculated by a pitot tube with precision differential pressure meter which was installed 40 mm and 300 mm respectively away from wind tunnel nozzle, UUC was installed at center of the test section. The calibration was carried out under both rising and falling air velocity in the range of 1 m/s to 16 m/s at calibration interval of 1 m/s. The results of calibration and associated measurement uncertainties are reported in the table below.


V_{std}^6 (m/s)	Temp. wind tunnel (°C)	Temp. room (°C)	V_{UUC}^7 (m/s)	Error (m/s)	$U (k=2)$ (m/s)
0.985	24.10	24.10	0.8	-0.2	0.36
2.033	24.10	24.10	1.9	-0.1	0.16
3.040	23.94	24.10	3.0	-0.1	0.23
4.134	24.10	24.10	4.0	-0.1	0.20
4.99	23.92	24.10	4.9	-0.1	0.44
5.98	24.10	24.10	6.0	0.0	0.18
7.05	23.90	24.10	7.0	-0.1	0.36
8.19	24.06	24.10	8.2	0.0	0.26
9.09	23.84	24.10	9.1	0.0	0.24
10.09	23.92	24.10	10.1	0.0	0.28
11.15	23.80	24.10	11.1	0.0	0.45
12.14	23.80	24.10	12.2	0.0	0.31
13.19	23.80	24.10	13.2	0.0	0.47
14.26	23.74	24.10	14.2	0.0	0.42
15.25	23.78	24.10	15.1	-0.1	0.66
16.28	23.70	24.10	16.3	0.0	0.56

Remark:

⁵ Calibration results only count for the tested circumstances and environmental conditions during which calibration took place

⁶ Velocity of standard

⁷ Velocity of Unit Under Calibration

PHOTO OF CALIBRATION SET-UP

Calibration set-up of the cup anemometer calibration in the wind tunnel of Jiranatee Associates Co., Ltd. The cup anemometer shown may differ from the calibrated one. Remark: The proportion of the set-up is not true to scale due to imaging geometry.

End of Certificate of Calibration

 JIRANATE ASSOCIATES CO., LTD.

CERTIFICATE OF CALIBRATION

Page 1 of 2 Pages

MEASUREMENT ITEM : Wind Direction Sensor
MANUFACTURER : Novalynx
MODEL/TYPE : Sensor: WS-02F
Data logger: 200-WS-25LB
SERIAL NUMBER : Sensor: -
Data logger: A5376
ID NUMBER : RYG_FS0414
CONDITION AS-RECEIVED : Used item
CUSTOMER : ALS laboratory group (Thailand) Co., Ltd.
104 Phatthanakan 40, Phatthanakan Rd, Khwaeng Suan Luang,
Khet Suan Luang, Bangkok 10250 Thailand.

RECEIVED DATE : 27 Jan 2023
MEASUREMENT DATE : 10 Feb 2023
ISSUE DATE : 10 Feb 2023

ENVIRONMENTAL CONDITIONS:

Ambient condition in the laboratory are as follow:

Temperature : 23.0 ± 3.0 °C
Relative Humidity : 55.0 ± 15.0 %RH
Atmospheric Pressure : 1010 ± 10 hPa

PLACE OF CALIBRATION : Eiffel-type wind tunnel of Jiranatee Associates Co., Ltd.

CALIBRATION CONDITION : Wind tunnel cross-section area¹ 900 cm²
Win direction frontal area² 129 cm²
Diameter of mounting pipe³ - mm
Blockage ratio of test object⁴ 0.143 [-]

Preconditioning : 24 hours at ambient conditions.

Measurement Condition : The average values during measurement are (24.0)°C, (49.0) %RH and (1014.1) hPa.

TABULATION OF RESULTS:

The table on next page give the measured values.

Calibrated by:

- ☒ Mr. Sorawit Thachalad
☐ Miss Jittraporn Lertsomphol



Approved signatory:

Mr. Parinya Booncharoen
Calibration Department Manager

Remark:

- ¹ Nozzle cross-section area of the wind tunnel
² Projected cross-section area of the tested object include mounting pipe
³ Diameter of mounting pipe
⁴ Ratio ² to ¹

MEASUREMENT RESULTS⁵

The wind direction sensor was calibrated against standard rotary encoder by comparison method. During calibration, the measurement was carried out at 45° intervals in clockwise and counterclockwise directions after offset adjustment has been made. The flow speed of wind tunnel (usually 5 m/s) is kept constant while the sensor is rotated around its vertical axis. The results of calibration and associated measurement uncertainties are reported in the table below.

Air speed m/s	D°_{std} Degree (°)	D°_{uuc} Degree (°)	Error Degree (°)	$U (k=2)$ Degree (°)
4.99	0.000	0	0	0.58
	45.000	41	-4	0.58
	90.000	87	-3	0.58
	135.001	132	-3	0.68
	180.000	179	-1	0.74
	225.000	227	2	0.91
	270.001	273	3	0.58
	315.000	318	3	0.74

Remark:

⁵ Calibration results only count for the tested circumstances and environmental conditions during which calibration took place

⁶ Direction of standard

⁷ Direction of Unit Under Calibration



End of Certificate of Calibration

Certificate Number

CL-011-66

CERTIFICATE OF CALIBRATION

Page 1 of 2 Pages

MEASUREMENT ITEM : Wind Direction Sensor
MANUFACTURER : Novalynx
MODEL/TYPE : Sensor: WS-02F
Data logger: 200-WS-25DL
SERIAL NUMBER : Sensor: -
Data logger: A4987
ID NUMBER : RYG_FS0089
CONDITION AS-RECEIVED : Used item
CUSTOMER : ALS laboratory group (Thailand) Co., Ltd.
104 Phatthanakan 40, Phatthanakan Rd, Khwaeng Suan Luang,
Khet Suan Luang, Bangkok 10250 Thailand.

RECEIVED DATE : 16 Jan 2023
MEASUREMENT DATE : 19 Jan 2023
ISSUE DATE : 20 Jan 2023

ENVIRONMENTAL CONDITIONS:

Ambient condition in the laboratory are as follow:

Temperature	: 23.0 ± 3.0	°C
Relative Humidity	: 55.0 ± 15.0	%RH
Atmospheric Pressure	: 1010 ± 10	hPa

PLACE OF CALIBRATION : Eiffel-type wind tunnel of Jiranatee Associates Co., Ltd.

CALIBRATION CONDITION	: Wind tunnel cross-section area ¹	900	cm ²
	Win direction frontal area ²	129	cm ²
	Diameter of mounting pipe ³	-	mm
	Blockage ratio of test object ⁴	0.143	[-]

Preconditioning : 24 hours at ambient conditions.
Measurement Condition : The average values during measurement are (24.1)°C, (54.3) %RH and (1015.2) hPa.

TABULATION OF RESULTS:

The table on next page give the measured values.

Calibrated by:

- ☒ Mr. Sorawit Thachalad
☐ Miss Jitraporn Lertsomphol



Approved signatory:

[Signature]
Mr. Parinya Booncharoen
Calibration Department Manager

Remark:

- ¹ Nozzle cross-section area of the wind tunnel
² Projected cross-section area of the tested object include mounting pipe
³ Diameter of mounting pipe
⁴ Ratio ² to ¹

MEASUREMENT RESULTS ⁵

The wind direction sensor was calibrated against standard rotary encoder by comparison method. During calibration, the measurement was carried out at 45° intervals in clockwise and counterclockwise directions after offset adjustment has been made. The flow speed of wind tunnel (usually 5 m/s) is kept constant while the sensor is rotated around its vertical axis. The results of calibration and associated measurement uncertainties are reported in the table below.

Air speed m/s	D^6_{std} Degree (°)	D^7_{uuc} Degree (°)	Error Degree (°)	$U (k=2)$ Degree (°)
5.03	0.000	0	0	0.58
	45.000	41	-4	0.68
	90.000	88	-2	0.74
	135.000	133	-2	0.58
	180.000	180	0	0.74
	225.000	228	3	0.74
	270.000	273	3	0.68
	315.000	316	1	0.74

Remark:

⁵ Calibration results only count for the tested circumstances and environmental conditions during which calibration took place

⁶ Direction of standard

⁷ Direction of Unit Under Calibration

End of Certificate of Calibration





JIRANATEE ASSOCIATES CO.,LTD.

Jiranatee Associates Co.,Ltd.
63/14-15, 67/35-36
Petchkasem 7,7/1, Rd. Watthapra, Bangkokyai,
Bangkok 10600 (Thailand)
Tel: +6608680812
Mobile: +66863999453
E-mail: jnac-calibration@jiranatee.com
Web site: www.jiranatee.com

Accredited calibration laboratory
ISO/IEC 17025:2017
NSC-TISI-TIS 17025
CALIBRATION 0367

Air speed measurement laboratory
Calibration services department.

Certificate Number

CL-011-66

CERTIFICATE OF CALIBRATION

Page 1 of 2 Pages

MEASUREMENT ITEM : Cup anemometer
MANUFACTURER : Novalyx
MODEL/TYPE : Sensor: WS-02F
Data logger: 200-WS-25DL
SERIAL NUMBER : Sensor: -
Data logger: A4987
ID NUMBER : RYG_FS0089
CONDITION AS-RECEIVED : Used item
CUSTOMER : ALS laboratory group (Thailand) co., ltd.
104 Phatthanakan 40, Phatthanakan Rd, Khwaeng Suan Luang,
Khet Suan Luang, Bangkok 10250 Thailand.

RECEIVED DATE : 16 Jan 2023
MEASUREMENT DATE : 18 Jan 2023
ISSUE DATE : 20 Jan 2023

ENVIRONMENTAL CONDITIONS:

Ambient condition in the laboratory are as follow:

Temperature : 23.0 ± 3.0 °C
Relative Humidity : 55.0 ± 15.0 %RH
Atmospheric Pressure : 1010 ± 10 hPa

PLACE OF CALIBRATION : Eiffel-type wind tunnel of Jiranatee Associates Co., Ltd.

CALIBRATION CONDITIONS : Wind tunnel cross-section area¹ 900 cm²
Win direction frontal area² 100 cm²
Diameter of mounting pipe³ - mm
Blockage ratio of test object⁴ 0.111 [-]

Preconditioning : 24 hours at ambient conditions.
Measurement Condition : The average values during measurement are (23.5) °C, (52.8) %RH and (1014.1) hPa.

TABULATION OF RESULTS:

The table on next page give the measured values.

Calibrated by:

- ☒ Mr. Sorawit Thachalad
☐ Miss Jitraporn Lertsomphol



Approved signatory:

Mr. Parinya Booncharoen
Calibration Department Manager

Remark:

- ¹ Nozzle cross-section area of the wind tunnel
² Projected cross-section area of the tested object include mounting pipe
³ Diameter of mounting pipe
⁴ Ratio ² to ¹

MEASUREMENT RESULTS ⁵

The cup anemometer, Unit Under Calibration (UUC) was exercise at 10 m/s for 5 minutes prior to calibration being performed. The standard air velocity 0.5 m/s to 5 m/s was calculated by a standard air velocity transducer and above 5 m/s to 30 m/s was calculated by a pitot tube with precision differential pressure meter which was installed 40 mm and 300 mm respectively away from wind tunnel nozzle, UUC was installed at center of the test section. The calibration was carried out under both rising and falling air velocity in the range of 1 m/s to 16 m/s at calibration interval of 1 m/s. The results of calibration and associated measurement uncertainties are reported in the table below.


v_{std}^6 (m/s)	Temp. wind tunnel (°C)	Temp. room (°C)	v_{uuc}^7 (m/s)	Error (m/s)	$U (k=2)$ (m/s)
0.983	23.50	23.45	0.8	-0.2	0.17
2.035	23.44	23.45	1.9	-0.1	0.16
3.049	23.50	23.45	2.9	-0.2	0.19
4.136	23.50	23.45	3.9	-0.2	0.20
5.01	23.40	23.45	4.9	-0.1	0.18
6.00	23.50	23.45	5.9	-0.1	0.19
7.07	23.40	23.45	7.0	-0.1	0.19
8.18	23.50	23.45	8.0	-0.2	0.19
9.10	23.26	23.45	9.0	-0.1	0.20
10.09	23.44	23.45	9.9	-0.1	0.21
11.15	23.30	23.45	11.0	-0.1	0.21
12.14	23.42	23.45	12.0	-0.1	0.25
13.20	23.22	23.45	13.1	-0.1	0.26
14.25	23.34	23.45	14.1	-0.1	0.24
15.24	23.24	23.45	15.0	-0.3	0.26
16.31	23.24	23.45	16.1	-0.2	0.24

Remark:

⁵ Calibration results only count for the tested circumstances and environmental conditions during which calibration took place

⁶ Velocity of standard

⁷ Velocity of Unit Under Calibration

PHOTO OF CALIBRATION SET-UP

Calibration set-up of the cup anemometer calibration in the wind tunnel of Jiranatee Associates Co., Ltd. The cup anemometer shown may differ from the calibrated one. Remark: The proportion of the set-up is not true to scale due to imaging geometry.

End of Certificate of Calibration

CERTIFICATE OF CALIBRATION

Certificate No. : CL-017-66
Page 1 of 2

Equipment Name: Heat Stress Monitor
Manufacturer.: Delta OHM
Model: HD32.2
Serial No: 15006715
ID No: RYG_FS0220

Customer

Name: ALS laboratory group (thailand) Co., Ltd.
Address: 104 Phatthanakan 40, Phatthanakan Rd.,
Khwaeng Suan Luang, Khet Suan Luang, Bangkok
10250 Thailand.

Received date: 23 Jan 2023
Calibration date: 03 Feb 2023
Issue date: 06 Feb 2023

Reference Used During Calibration

1. Standard Temperature Probe Model: STS-100 A500,
Serial No.: 667682-09, Due date: 23 Mar 2023
2. Digital Temperature Indicator Model: DTI-1000-A MK
II, Serial No.: 671407-00591 Due date: 22 July 2023

Calibration Condition

Temperature: (23±3)°C
Relative Humidity: (55±15)%

Calibration Procedure

The temperature calibration was done by In-House
calibration method as WI-CL-001 according to
comparison method with standard digital temperature
indicator and standard temperature probe. The
temperature scale use was based on ITS-90.

Traceability

The measurement results are traceable to the
international system of units (SI) through National
Institute of Metrology Thailand (NIMT) Certificate
number: TT-0034-22, Certificate number: ER-0092-
22

REVIEW BY *Parinya P.*

APPROVED BY *ttw*

NEXT CAL. DATE 3/2/24

Calibrated by

- ☒ Mr. Sorawit Thachalad
☐ Miss Jitraporn Lertsomphol



Approved Signatory: *Parinya P.*

Mr. Parinya Booncharoen
Calibration Department Manager

Result of Calibration: ☒ Without Adjustment ☐ With Adjustment

Calibration Range: 20 – 40 °C

Function:

Table 1: This equipment was connected with wet bulb probe Model: HP3201.2 S/N: 17022563.
Dimension: Diameter 14 mm. Length 170 mm.

Immersion Depth (mm)	Standard Reading (°C)	UUC Reading (°C)	Error (°C)	Uncertainty (°C)
60	20.062	20.0	-0.1	0.099
60	25.054	25.0	-0.1	0.099
60	30.048	30.0	0.0	0.099
60	35.034	35.0	-0.1	0.16
60	40.019	39.9	-0.1	0.099

Table 2: This equipment was connected with temperature probe Model: TP3207.2 S/N: 15015507.
Dimension: Diameter 14 mm. Length 150 mm.

Immersion Depth (mm)	Standard Reading (°C)	UUC Reading (°C)	Error (°C)	Uncertainty (°C)
70	20.061	20.2	0.1	0.099
70	25.053	25.1	0.0	0.099
70	30.043	30.0	0.0	0.099
70	35.031	35.0	0.0	0.099
70	40.014	39.9	-0.1	0.099

Table 3: This equipment was connected with Globe thermometer probe Model: TP3276.2 S/N: 20019632.
Dimension: Diameter 8 mm. Length 170 mm.

Immersion Depth (mm)	Standard Reading (°C)	UUC Reading (°C)	Error (°C)	Uncertainty (°C)
110	20.061	20.0	-0.1	0.099
110	25.055	25.1	0.0	0.099
110	30.054	30.1	0.0	0.10
110	35.033	35.1	0.1	0.099
110	40.011	40.1	0.1	0.099

UUC* : Unit Under Calibration

The reported expanded uncertainty is based on standard uncertainty multiplied by a coverage factor k=2 providing a level of confidence of approximately 95%.

* End of Certificate *



CERTIFICATE OF CALIBRATION

Certificate No. : CL-136-65
Page 1 of 2

Equipment Name: Heat Stress Monitor
Manufacturer.: DeltaOHM
Model: HD32.2
Serial No: 15020724
ID No: RYG_FS0228

Customer

Name: ALS laboratory group (thailand) Co.,Ltd.
Address: 104 Phatthanakan 40, Phatthanakan Rd., Khwaeng Suan Luang, Khet Suan Luang, Bangkok 10250 Thailand.

Received date: 23 Aug 2022
Calibration date: 25 Aug 2022
Issue date: 9 Sep 2022

Reference Used During Calibration

1. Standard Temperature Probe Model: STS-100 A500,
Serial No.: 667682-09, Due date: 23 Mar 2023
2. Digital Temperature Indicator Model: DTI-1000-A MK II,
Serial No.: 671407-00591 Due date: 22 July 2023

Calibration Condition

Temperature: $(23 \pm 3)^{\circ}\text{C}$
Relative Humidity: $(55 \pm 15)\%$

Calibration Procedure

The temperature calibration was done by In-House calibration method as WI-CL-001 according to comparison method with standard digital temperature indicator and standard temperature probe. The temperature scale use was based on ITS-90.

Traceability

The measurement results are traceable to the international system of units (SI) through National Institute of Metrology Thailand (NIMT) Certificate number: TT-0034-22, Certificate number: ER-0092-22

REVIEW BY	<i>Manakorn P.</i>
APPROVED BY	<i>[Signature]</i>
NEXT CAL. DATE	25/8/23

Calibrated by

- ☐ Mr. Sorawit Thachalad
☒ Miss Jittraporn Lertsomphol



Approved Signatory:

[Signature]
Mr. Parinya Booncharoen
Calibration Department Manager

Result of Calibration: ☒ Without Adjustment ☐ With Adjustment

Calibration Range: 20 – 40 °C

Function:

Table 1: This equipment was connected with wet bulb probe Model: HP3201.2 S/N: 15003276.
Dimension: Diameter 14 mm. Length 170 mm.

<u>Immersion</u> <u>Depth</u> (mm)	<u>Standard</u> <u>Reading</u> (°C)	<u>UUC</u> <u>Reading</u> (°C)	<u>Error</u> (°C)	<u>Uncertainty</u> (°C)
30	20.043	20.1	0.1	0.099
30	25.038	25.1	0.1	0.099
30	30.032	30.0	0.0	0.099
30	35.026	35.0	0.0	0.099
30	40.017	40.0	0.0	0.099

Table 2: This equipment was connected with temperature probe Model: TP3207.2 S/N: 15031951.
Dimension: Diameter 14 mm. Length 150 mm.

<u>Immersion</u> <u>Depth</u> (mm)	<u>Standard</u> <u>Reading</u> (°C)	<u>UUC</u> <u>Reading</u> (°C)	<u>Error</u> (°C)	<u>Uncertainty</u> (°C)
70	20.044	20.3	0.2	0.099
70	25.038	25.1	0.1	0.099
70	30.032	30.0	0.0	0.099
70	35.025	34.8	-0.2	0.099
70	40.018	39.7	-0.3	0.099

Table 3: This equipment was connected with Globe thermometer probe Model: TP3276.2 S/N: 15028490.
Dimension: Diameter 8 mm. Length 170 mm.

<u>Immersion</u> <u>Depth</u> (mm)	<u>Standard</u> <u>Reading</u> (°C)	<u>UUC</u> <u>Reading</u> (°C)	<u>Error</u> (°C)	<u>Uncertainty</u> (°C)
110	20.044	20.0	0.0	0.099
110	25.038	25.0	0.0	0.099
110	30.032	30.0	0.0	0.099
110	35.026	35.0	0.0	0.099
110	40.018	40.0	0.0	0.099

UUC* : Unit Under Calibration

The reported expanded uncertainty is based on standard uncertainty multiplied by a coverage factor k=2 providing a level of confidence of approximately 95%.

*** End of Certificate ***



CERTIFICATE OF CALIBRATION

Certificate No. : CL-035-66
Page 1 of 2

Equipment Name: Heat Stress Monitor
Manufacturer.: Delta OHM
Model: HD32.2
Serial No: 15006713
ID No: RYG_FS0218

Customer

Name: ALS laboratory group (thailand) Co., Ltd.
Address: 104 Phatthanakan 40, Phatthanakan Rd.,
Khwaeng Suan Luang, Khet Suan Luang, Bangkok
10250 Thailand.

Received date: 07 Feb 2023

Calibration date: 14 Feb 2023

Issue date: 14 Feb 2023

Reference Used During Calibration

1. Standard Temperature Probe Model: STS-100 A500,
Serial No.: 667682-09, Due date: 23 Mar 2023
2. Digital Temperature Indicator Model: DTI-1000-A MK
II, Serial No.: 671407-00591 Due date: 22 July 2023

Calibration Condition

Temperature: $(23 \pm 3)^\circ\text{C}$
Relative Humidity: $(55 \pm 15)\%$

Calibration Procedure

The temperature calibration was done by In-House
calibration method as WI-CL-001 according to
comparison method with standard digital temperature
indicator and standard temperature probe. The
temperature scale use was based on ITS-90.

Traceability

The measurement results are traceable to the
international system of units (SI) through National
Institute of Metrology Thailand (NIMT) Certificate
number: TT-0034-22, Certificate number: ER-0092-
22

REVIEW BY	<i>Wanakorn P</i>
APPROVED BY	<i>[Signature]</i>
NEXT CAL DATE	14/2/24

Calibrated by

- ☐ Mr. Sorawit Thachalad
☒ Miss Jitraporn Lertsomphol



Approved Signatory:

[Signature]
Mr. Parinya Booncharoen
Calibration Department Manager

Result of Calibration: ☒ Without Adjustment ☐ With Adjustment

Calibration Range: 20 – 40 °C

Function:

Table 1: This equipment was connected with wet bulb probe Model: HP3201.2 S/N: 22035270.
Dimension: Diameter 14 mm. Length 170 mm.

<u>Immersion</u> <u>Depth</u> (mm)	<u>Standard</u> <u>Reading</u> (°C)	<u>UUC</u> <u>Reading</u> (°C)	<u>Error</u> (°C)	<u>Uncertainty</u> (°C)
60	20.063	20.1	0.0	0.099
60	25.059	25.1	0.0	0.099
60	30.051	30.1	0.0	0.099
60	35.050	35.1	0.1	0.099
60	40.048	40.2	0.2	0.099

Table 2: This equipment was connected with temperature probe Model: TP3207.2 S/N: 15015499.
Dimension: Diameter 14 mm. Length 150 mm.

<u>Immersion</u> <u>Depth</u> (mm)	<u>Standard</u> <u>Reading</u> (°C)	<u>UUC</u> <u>Reading</u> (°C)	<u>Error</u> (°C)	<u>Uncertainty</u> (°C)
70	20.063	20.3	0.2	0.099
70	25.059	25.1	0.0	0.099
70	30.051	30.0	-0.1	0.099
70	35.051	34.9	-0.2	0.099
70	40.048	39.8	-0.2	0.099

Table 3: This equipment was connected with Globe thermometer probe Model: TP3276.2 S/N: 22035462.
Dimension: Diameter 8 mm. Length 170 mm.

<u>Immersion</u> <u>Depth</u> (mm)	<u>Standard</u> <u>Reading</u> (°C)	<u>UUC</u> <u>Reading</u> (°C)	<u>Error</u> (°C)	<u>Uncertainty</u> (°C)
110	20.063	20.1	0.0	0.099
110	25.059	25.1	0.0	0.099
110	30.051	30.2	0.1	0.099
110	35.051	35.2	0.1	0.099
110	40.048	40.2	0.2	0.099

UUC* : Unit Under Calibration

The reported expanded uncertainty is based on standard uncertainty multiplied by a coverage factor k=2 providing a level of confidence of approximately 95%.

✱ End of Certificate ✱



SITHIPHORN ASSOCIATES CO.,LTD.

CALIBRATION LABORATORY



451-451/1 Sirinthorn Rd., Bangbunru, Bangplud Bangkok 10700 THAILAND.
Tel.0-2435-8800 Fax.0-2433-1679 e-mail:cal-center@sithiphorn.com http://www.sithiphorn.com

Cert. No. : ACC22023

Pages : 1 of 3

Calibration Certificate

Equipment : SOUND CALIBRATOR
Manufacturer : RION
Model : NC-74
Serial No.: 34178123
ID No.: RYG_FS0215

Condition As Found : GOOD

Customer : ALS LABORATORY GROUP (THAILAND) CO., LTD.
104 PHATTHANAKAN 40, PHATTHANAKAN ROAD,
KHWANG PHATTHANAKAN, KHET SUAN LUANG,
BANGKOK, 10250 THAILAND.

Location : -
Ambient Temperature : (23.0 \pm 3) °C
Pressure : (101.3 \pm 3) kPa
Relative Humidity : (50.0 \pm 20) %

Received Date : 22 AUGUST 2022
Calibration Date : 31 AUGUST 2022
Date of Issue : 02 SEPTEMBER 2022

REVIEW BY	<i>Nathakorn P.</i>
APPROVED BY	<i>[Signature]</i>
NEXT CAL. DATE	31/8/23

Calibrated by : Nathakorn Pisutpaisan

Approved by :

[Signature]
(Thanakul Petchurai)

This certificate is issued in accordance with the requirements of ISO/IEC 17025 standard, may not be reproduced other than in full, except with the prior written approval of the head of Calibration Laboratory.

Continuation of Calibration Certificate

Cert. No. : ACC22023

Job No. : VC65AC0077

Pages : 2 of 3

Calibration Procedure : CP-AC-03

Calibration Method :

This equipment was calibrated by based on IEC-60942-2003 Standard.

The sound pressure level, frequency and total distortion of the sound calibrator was measured using the reference microphone.

Condition of this result of calibration :

1. Reference Standard Instruments :

<u>Instrument</u>	<u>Model</u>	<u>Serial No.</u>	<u>Cert. No.</u>	<u>Due Date</u>
Waveform Generator	33511B	MY52302742	EF-0008-22	04-Feb-23
Digital Multimeter	33461A	MY53220104	EEL.BP. 04/0265	09-Feb-23
Digital Multimeter	33461A	MY53220076	EEL.BP. 03/0265	09-Feb-23
Digital Multimeter	33461A	MY60024273	EEL.BP. 05/0265	09-Feb-23
Programmable Attenuator	MAT-1070	62100114	EF-0009-22	07-Feb-23
Condenser Microphone	4180	2977900	AA-1013-22	24-Feb-23
Measuring Amplifier	NA-42KAI	34560495	AA-3005-22	22-Feb-23
Audio Analyzer	AVR-3360A	V744B6069	EF-0010-22	07-Feb-23

2. This result of calibration was found accurate as shown on date and place of calibration for this calibrated item only.

3. This certificate is traceable to the international system of unit maintained at :

3.1 National Institute of Metrology (Thailand).

3.2 Thailand Institute of Scientific and Technological Research (TISTR).

Continuation of Calibration Certificate

Cert. No. : ACC22023

Job No. : VC65AC0077

Pages : 3 of 3

Result of calibration :**1. Sound pressure level**

Specified sound pressure level (dB)	Measured value (dB)	Deviated value (dB)	Uncertainty (dB)	Tolerance limit (dB)
94	94.04	0.04	0.14	0.40

2. Frequency

Specified Frequency (Hz)	Measured value (Hz)	Deviated value (%)	Uncertainty (%)	Tolerance limit (%)
1000	1001.5	0.1	0.1	1.0

3. Total distortion

Measured value (%)	Uncertainty (%)	Tolerance limit (%)
1.70	0.10	3.0

The reported uncertainty is based on a standard uncertainty multiplied by coverage factor $k = 2$ or any value following calculation, providing a level of confidence of approximately 95 %

————— End of Calibration Certificate —————

SITHIPORN ASSOCIATES CO.,LTD. CALIBRATION LABORATORY

451-451/1 Sirinthorn Rd.,Bangbumru, Bangplud Bangkok 10700 THAILAND.
Tel.0-2435-8800 Fax.0-2433-1679 e-mail:cal-center@sithiphorn.com http://www.sithiphorn.com



Cert. No. : ACL22115

Pages : 1 of 8

Calibration Certificate

Equipment : SOUND LEVEL METER
Manufacturer : RION
Model : NL-42/ Microphone UC-52 / Preamplifier NH-24
Serial No.: 00734223 / 157777 / 22653
ID No.: RYG_FS0029

Condition As Found : GOOD

Customer : ALS LABORATORY GROUP (THAILAND) CO., LTD.
104 PHATTHANAKAN 40, PHATTHANAKAN ROAD,
KHWAENG PHATTHANAKAN, KHET SUAN LUANG,
BANGKOK, 10250 THAILAND.

Location : -
Ambient Temperature : (23.0 \pm 3) °C
Pressure : (101.3 \pm 3) kPa
Relative Humidity : (50.0 \pm 20) %

Received Date : 17 MAY 2022
Calibration Date : 24-27 MAY 2022
Date of Issue : 30 MAY 2022



Calibrated by :

Nathakorn Pisutpaisan

Approved by :

()
(Thanakul Petchurai)

This certificate is issued in accordance with the requirements of ISO/IEC 17025 standard, may not be reproduced other than in full, except with the prior written approval of the head of Calibration Laboratory.

Continuation of Calibration Certificate

Cert. No. : ACL22115

Job No. : VC65AC0060

Pages : 2 of 8

Calibration Procedure : CP-AC-01

Calibration Method :

This equipment was calibrated by based on IEC-61672-3 (2013) Standard for sound level meter (SLM).

The SLM had tests to Acoustical and Electrical signal tests of frequency weighting with Anechoic chamber and Reference Standard Instruments.

For tests results of each items were made by observation of each Instruments display and also with SLM's display.

Condition of this result of calibration :

1. Reference Standard Instruments :

<u>Instrument</u>	<u>Model</u>	<u>Serial No.</u>	<u>Cert. No.</u>	<u>Due Date</u>
Waveform Generator	33210A	MY48017076	EF-0007-22	04-Feb-23
Waveform Generator	33511B	MY52302742	EF-0008-22	04-Feb-23
Digital Multimeter	33461A	MY53220104	EEL.BP. 04/0265	09-Feb-23
Digital Multimeter	33461A	MY53220076	EEL.BP. 03/0265	09-Feb-23
Digital Multimeter	34461A	MY60024273	EEL.BP. 05/0265	09-Feb-23
Programmable Attenuator	MAT-1070	62100114	EF-0009-22	07-Feb-23
Condenser Microphone	4180	2977900	AA-1013-22	24-Feb-23
Measuring Amplifier	NA-42KAI	34560495	AA-3005-22	22-Feb-23

2. This result of calibration was found accurate as shown on date and place of calibration for this calibrated item only.

3. This certificate is traceable to the international system of unit maintained at :

3.1 National Institute of Metrology (Thailand).

3.2 Thailand Institute of Scientific and Technological Research (TISTR).

Continuation of Calibration Certificate

Cert. No. : ACL22115

Job No. : VC65AC0060

Pages : 3 of 8

Summary of Measurement Result :

Parameter	Pass	Fail	Uncertainty (dB)	Maximum-permitted uncertainty of measurement (dB)
1. Absolute sensitivity	✓	-	0.2	N/A
2. Self-generated noise	✓	-	0.2	N/A
3. Acoustical signal tests of frequency weightings				
125 Hz	✓	-	0.3	0.6
1000 Hz	✓	-	0.3	0.6
8000 Hz	✓	-	0.3	0.7
4. Electrical signal tests of frequency weightings				
For 10 Hz to 4 kHz	✓	-	0.3	0.6
For > 4 kHz to 10 kHz	✓	-	0.3	0.7
For > 10 kHz to 20 kHz	-	-	-	1.0
5. Frequency and time weightings at 1 kHz	✓	-	0.2	0.2
6. Long - term stability	✓	-	0.1	0.1
7. Level linearity on the reference level range	✓	-	0.2	0.3
8. Level linearity including the level range control	✓	-	0.2	0.3
9. Tone burst response	✓	-	0.2	0.3
10. Peak C sound level	✓	-	0.2	0.35
11. Overload indication	✓	-	0.2	0.25
12. High level stability	✓	-	0.1	0.1

Continuation of Calibration Certificate

Cert. No. : ACL22115

Job No. : VC65AC0060

Pages : 4 of 8

Result of calibration :**1. Absolute sensitivity**

Reference Acoustic Signal (dB)	Measured Value (dB)	Deviation (dB)	Acceptance Limit (dB)
93.9 (93.95)	93.9	0.0	±0.3

2. Self-generated noise

2.1 Normal test

Measured Value (dB)
18.0

2.2 The microphone of the sound level meter was replaced by electrical signal input device.

Frequency Weighting	Measured value (dB)
A - weight	13.8
C - weight	20.3
Flat	25.8

3. Acoustical signal tests of frequency weightings

Meter free-field acoustic response at a level of 84 dB

Frequency (Hz)	Deviation from various frequency weighting response curve (dB)			Acceptance Limits
	Flat	C-weight	A-weight	
125	0.7	0.7	0.7	± 1.5
1000	0.1	0.1	0.1	± 1.0
8000	-1.5	-1.5	-1.5	±5.0

Continuation of Calibration Certificate

Cert. No. : ACL22115

Job No. : VC65AC0060

Pages : 5 of 8

4. Electrical signal tests of frequency weightings

Weighting network response with relative to 1 kHz.

Frequency (Hz)	Deviation from various frequency weighting response curve (dB)			
	Flat	C-weight	A-weight	Acceptance Limits
63	-0.1	-0.2	-0.1	±2.0
125	-0.1	0.0	0.0	±1.5
250	0.0	0.0	-0.1	±1.5
500	0.0	0.0	-0.1	±1.5
1000	0.0	0.0	0.0	±1.0
2000	0.0	0.0	0.0	±2.0
4000	0.0	0.0	0.0	±3.0
8000	0.0	0.0	0.0	±5.0

5. Frequency and time weightings at 1 kHz

5.1 Frequency weightings at 1 kHz

Frequency Weighting	Measured Value (dB)	Deviated Value (dB)	Acceptance Limits (dB)
A - weight	94.0	0.0	-
C - weight	94.0	0.0	± 0.2
Flat	94.0	0.0	± 0.2

5.2 Time weighting at 1 kHz

Frequency Weighting	Measured Value (dB)	Deviated Value (dB)	Acceptance Limits (dB)
Fast	94.0	0.0	-
Slow	94.0	0.0	± 0.1
Leq	94.0	0.0	± 0.1

6. Long - term stability

Frequency Weighting	SLM Display at initial (dB)	SLM Display at final (dB)	Deviated Value (dB)	Acceptance Limits (dB)
A - weight	94.0	94.0	0.0	± 0.3

Continuation of Calibration Certificate

Cert. No. : ACL22115

Job No. : VC65AC0060

Pages : 6 of 8

7. Level linearity on the reference level range

Anticipated Value (dB)	Measured Value (dB)	Deviated Value (dB)	Acceptance Limits (dB)
137.0	137.0	0.0	± 1.1
136.0	136.0	0.0	± 1.1
135.0	135.0	0.0	± 1.1
134.0	134.0	0.0	± 1.1
133.0	132.9	-0.1	± 1.1
132.0	131.9	-0.1	± 1.1
131.0	130.9	-0.1	± 1.1
129.0	128.9	-0.1	± 1.1
124.0	123.9	-0.1	± 1.1
119.0	119.0	0.0	± 1.1
114.0	114.0	0.0	± 1.1
109.0	109.0	0.0	± 1.1
104.0	104.0	0.0	± 1.1
99.0	99.0	0.0	± 1.1
94.0	94.0	0.0	± 1.1
89.0	89.0	0.0	± 1.1
84.0	84.0	0.0	± 1.1
79.0	79.0	0.0	± 1.1
74.0	74.0	0.0	± 1.1
69.0	69.0	0.0	± 1.1
64.0	64.0	0.0	± 1.1
59.0	59.0	0.0	± 1.1
54.0	54.0	0.0	± 1.1
49.0	49.0	0.0	± 1.1
44.0	44.0	0.0	± 1.1
39.0	39.0	0.0	± 1.1
34.0	34.0	0.0	± 1.1
30.0	29.9	-0.1	± 1.1
29.0	28.9	-0.1	± 1.1
28.0	28.0	0.0	± 1.1
27.0	27.0	0.0	± 1.1
26.0	25.9	-0.1	± 1.1
25.0	24.9	-0.1	± 1.1

Continuation of Calibration Certificate

Cert. No. : ACL22115
 Job No. : VC65AC0060
 Pages : 7 of 8

8. Level linearity including the level range control

Range	Anticipated Value (dB)	Measured Value (dB)	Deviated Value (dB)	Acceptance Limits (dB)
Auto	94.0	94.0	0.0	±1.1

9. Tone burst response

Time Weighting	Tone burst duration, Tb (ms)	Cycle	Anticipated Value (dB)	Measured Value (dB)	Deviated Value (dB)	Acceptance Limits (dB)
Fast	0.25	1	108.0	107.9	-0.1	1.5 ; -5.0
	2	8	117.0	116.9	-0.1	1.0 ; -2.5
	200	800	134.0	134.0	0.0	±1.0
Slow	2	8	108.0	108.0	0.0	1.5 ; -5.0
	200	800	127.6	127.6	0.0	±1.0
SEL	0.25	1	99.0	98.8	-0.2	1.5 ; -5.0
	2	8	108.0	108.0	0.0	1.0 ; -2.5
	200	800	128.0	128.0	0.0	±1.0

10. Peak C sound level

Number of cycle in test signal	Anticipated Value (dB)	Measured Value, L _{peak} (dB)	Deviated Value (dB)	Acceptance Limits (dB)
Continuous	133.0	133.0	0.0	-
One	136.4	135.8	-0.6	±3.0

Number of cycle in test signal	Anticipated Value (dB)	Measured Value (dB)	Deviated Value (dB)	Acceptance Limits (dB)
Continuous	133.0	133.0	0.0	-
Positive half cycle	135.4	135.1	-0.3	±2.0
Negative half cycle	135.4	135.1	-0.3	±2.0

Continuation of Calibration Certificate

Cert. No. : ACL22115

Job No. : VC65AC0060

Pages : 8 of 8

11. Overload indication

Measured value (dB)		Deviated Value (dB)	Acceptance Limits (dB)
Positive one-half cycle	Negative one-half cycle		
89.6	89.6	0.0	±1.5

12. High level stability

Frequency Weighting	SLM Display at initial (dB)	SLM Display at final (dB)	Deviated Value (dB)	Acceptance Limits (dB)
A - weight	137.0	137.0	0.0	±0.3

The reported uncertainty is based on a standard uncertainty multiplied by coverage factor $k = 2$
or any value following calculation, providing a level of confidence of approximately 95 %

————— End of Calibration Certificate —————

SITHIPHORN ASSOCIATES CO.,LTD. CALIBRATION LABORATORY

451-451/1 Sirinthorn Rd.,Bangbumru, Bangplud Bangkok 10700 THAILAND.
Tel.0-2435-8800 Fax.0-2433-1679 e-mail:cal-center@sithiphorn.com http://www.sithiphorn.com



Cert. No. : ACL23083

Pages : 1 of 8

Calibration Certificate


Equipment : SOUND LEVEL METER
Manufacturer : RION
Model : NL-42/ Microphone UC-52 / Preamplifier NH-24
Serial No.: 00734225 / 157777 / 22653
ID No.: RYG_FS0030

Condition As Found : GOOD

Customer : ALS LABORATORY GROUP (THAILAND) CO., LTD.
104 PHATTHANAKAN 40, PHATTHANAKAN ROAD,
KHWAEANG PHATTHANAKAN, KHET SUAN LUANG,
BANGKOK, 10250 THAILAND.

Location : -
Ambient Temperature : (23.0 \pm 3) °C
Pressure : (101.3 \pm 3) kPa
Relative Humidity : (50.0 \pm 20) %

Received Date : 24 JANUARY 2023
Calibration Date : 25-26 JANUARY 2023
Date of Issue : 27 JANUARY 2023



Calibrated by : Nathakorn Pisutpaisan

Approved by :

(Thanakul Petchurai)

This certificate is issued in accordance with the requirements of ISO/IEC 17025 standard, may not be reproduced other than in full, except with the prior written approval of the head of Calibration Laboratory.

Continuation of Calibration Certificate

Cert. No. : ACL23083
Job No. : VC66AC0031
Pages : 2 of 8

Calibration Procedure : CP-AC-01

Calibration Method :

This equipment was calibrated by based on IEC-61672-3 (2013) Standard for sound level meter (SLM).

The SLM had tests to Acoustical and Electrical signal tests of frequency weighting with Anechoic chamber and Reference Standard Instruments.

For tests results of each items were made by observation of each Instruments display and also with SLM's display.

Condition of this result of calibration :

1. Reference Standard Instruments :

<u>Instrument</u>	<u>Model</u>	<u>Serial No.</u>	<u>Cert. No.</u>	<u>Due Date</u>
Waveform Generator	33210A	MY48017076	EF-0007-22	04-Feb-23
Waveform Generator	33511B	MY52302742	EF-0008-22	04-Feb-23
Digital Multimeter	33461A	MY53220104	EEL.BP. 04/0265	09-Feb-23
Digital Multimeter	33461A	MY53220076	EEL.BP. 03/0265	09-Feb-23
Digital Multimeter	34461A	MY60024273	EEL.BP. 05/0265	09-Feb-23
Programmable Attenuator	MAT-1070	62100114	EF-0009-22	07-Feb-23
Condenser Microphone	4180	2977900	AA-1013-22	24-Feb-23
Measuring Amplifier	NA-42KAI	34560495	AA-3005-22	22-Feb-23

2. This result of calibration was found accurate as shown on date and place of calibration for this calibrated item only.

3. This certificate is traceable to the international system of unit maintained at :

3.1 National Institute of Metrology (Thailand).

3.2 Thailand Institute of Scientific and Technological Research (TISTR).

Continuation of Calibration Certificate

Cert. No. : ACL23083
Job No. : VC66AC0031
Pages : 3 of 8

Summary of Measurement Result :

Parameter	Pass	Fail	Uncertainty (dB)	Maximum-permitted uncertainty of measurement (dB)
1. Absolute sensitivity	✓	-	0.2	N/A
2. Self-generated noise	✓	-	0.2	N/A
3. Acoustical signal tests of frequency weightings				
125 Hz	✓	-	0.3	0.6
1000 Hz	✓	-	0.3	0.6
8000 Hz	✓	-	0.3	0.7
4. Electrical signal tests of frequency weightings				
For 10 Hz to 4 kHz	✓	-	0.3	0.6
For > 4 kHz to 10 kHz	✓	-	0.3	0.7
For > 10 kHz to 20 kHz	-	-	-	1.0
5. Frequency and time weightings at 1 kHz	✓	-	0.2	0.2
6. Long - term stability	✓	-	0.1	0.1
7. Level linearity on the reference level range	✓	-	0.2	0.3
8. Level linearity including the level range control	✓	-	0.2	0.3
9. Tone burst response	✓	-	0.2	0.3
10. Peak C sound level	✓	-	0.2	0.35
11. Overload indication	✓	-	0.2	0.25
12. High level stability	✓	-	0.1	0.1

Continuation of Calibration Certificate

Cert. No. : ACL23083

Job No. : VC66AC0031

Pages : 4 of 8

Result of calibration :**1. Absolute sensitivity**

Reference Acoustic Signal (dB)	Measured Value (dB)	Deviation (dB)	Acceptance Limit (dB)
93.9 (93.95)	93.9	0.0	±0.3

2. Self-generated noise

2.1 Normal test

Measured Value (dB)
19.1

2.2 The microphone of the sound level meter was replaced by electrical signal input device.

Frequency Weighting	Measured value (dB)
A - weight	13.1
C - weight	19.1
Flat	24.9

3. Acoustical signal tests of frequency weightings

Meter free-field acoustic response at a level of 84 dB

Frequency (Hz)	Deviation from various frequency weighting response curve (dB)			
	Flat	C-weight	A-weight	Acceptance Limits
125	0.3	0.3	0.3	± 1.5
1000	0.0	0.0	0.0	± 1.0
8000	-1.1	-1.1	-1.0	±5.0

Continuation of Calibration Certificate

Cert. No. : ACL23083
Job No. : VC66AC0031
Pages : 5 of 8

4. Electrical signal tests of frequency weightings

Weighting network response with relative to 1 kHz.

Frequency (Hz)	Deviation from various frequency weighting response curve (dB)			
	Flat	C-weight	A-weight	Acceptance Limits
63	0.0	-0.1	0.0	±2.0
125	0.0	0.0	0.0	±1.5
250	0.0	0.0	0.0	±1.5
500	0.0	0.1	0.0	±1.5
1000	0.0	0.0	0.0	±1.0
2000	0.0	0.1	0.0	±2.0
4000	0.0	0.0	0.0	±3.0
8000	0.0	0.1	0.1	±5.0

5. Frequency and time weightings at 1 kHz

5.1 Frequency weightings at 1 kHz

Frequency Weighting	Measured Value (dB)	Deviated Value (dB)	Acceptance Limits (dB)
A - weight	94.0	0.0	-
C - weight	94.0	0.0	± 0.2
Flat	94.0	0.0	± 0.2

5.2 Time weighting at 1 kHz

Frequency Weighting	Measured Value (dB)	Deviated Value (dB)	Acceptance Limits (dB)
Fast	94.0	0.0	-
Slow	94.0	0.0	± 0.1
Leq	94.0	0.0	± 0.1

6. Long - term stability

Frequency Weighting	SLM Display at initial (dB)	SLM Display at final (dB)	Deviated Value (dB)	Acceptance Limits (dB)
A - weight	94.0	94.1	0.1	± 0.3

Continuation of Calibration Certificate

Cert. No. : ACL23083

Job No. : VC66AC0031

Pages : 6 of 8

7. Level linearity on the reference level range

Anticipated Value (dB)	Measured Value (dB)	Deviated Value (dB)	Acceptance Limits (dB)
137.0	137.0	0.0	± 1.1
136.0	136.0	0.0	± 1.1
135.0	135.0	0.0	± 1.1
134.0	134.0	0.0	± 1.1
133.0	133.0	0.0	± 1.1
132.0	132.0	0.0	± 1.1
131.0	131.0	0.0	± 1.1
129.0	129.0	0.0	± 1.1
124.0	124.0	0.0	± 1.1
119.0	119.0	0.0	± 1.1
114.0	114.0	0.0	± 1.1
109.0	109.0	0.0	± 1.1
104.0	104.0	0.0	± 1.1
99.0	99.0	0.0	± 1.1
94.0	94.0	0.0	± 1.1
89.0	89.0	0.0	± 1.1
84.0	84.0	0.0	± 1.1
79.0	79.0	0.0	± 1.1
74.0	74.0	0.0	± 1.1
69.0	69.0	0.0	± 1.1
64.0	64.0	0.0	± 1.1
59.0	59.0	0.0	± 1.1
54.0	54.0	0.0	± 1.1
49.0	49.0	0.0	± 1.1
44.0	44.0	0.0	± 1.1
39.0	38.9	-0.1	± 1.1
34.0	34.0	0.0	± 1.1
30.0	29.9	-0.1	± 1.1
29.0	28.9	-0.1	± 1.1
28.0	27.9	-0.1	± 1.1
27.0	26.9	-0.1	± 1.1
26.0	25.9	-0.1	± 1.1
25.0	24.9	-0.1	± 1.1

Continuation of Calibration Certificate

Cert. No. : ACL23083
Job No. : VC66AC0031
Pages : 7 of 8

8. Level linearity including the level range control

Range	Anticipated Value (dB)	Measured Value (dB)	Deviated Value (dB)	Acceptance Limits (dB)
Auto	94.0	94.0	0.0	±1.1

9. Tone burst response

Time Weighting	Tone burst duration, Tb (ms)	Cycle	Anticipated Value (dB)	Measured Value (dB)	Deviated Value (dB)	Acceptance Limits (dB)
Fast	0.25	1	108.0	107.9	-0.1	1.5 ; -5.0
	2	8	117.0	117.0	0.0	1.0 ; -2.5
	200	800	134.0	134.1	0.1	±1.0
Slow	2	8	108.0	108.0	0.0	1.5 ; -5.0
	200	800	127.6	127.6	0.0	±1.0
SEL	0.25	1	99.0	98.9	-0.1	1.5 ; -5.0
	2	8	108.0	108.0	0.0	1.0 ; -2.5
	200	800	128.0	128.1	0.1	±1.0

10. Peak C sound level

Number of cycle in test signal	Anticipated Value (dB)	Measured Value, Lcpeak (dB)	Deviated Value (dB)	Acceptance Limits (dB)
Continuous	133.0	133.0	0.0	-
One	136.4	136.0	-0.4	±3.0

Number of cycle in test signal	Anticipated Value (dB)	Measured Value (dB)	Deviated Value (dB)	Acceptance Limits (dB)
Continuous	133.0	133.1	0.1	-
Positive half cycle	135.4	135.2	-0.2	±2.0
Negative half cycle	135.4	135.2	-0.2	±2.0

Continuation of Calibration Certificate

Cert. No. : ACL23083

Job No. : VC66AC0031

Pages : 8 of 8

11. Overload indication

Measured value (dB)		Deviated Value (dB)	Acceptance Limits (dB)
Positive one-half cycle	Negative one-half cycle		
89.6	89.6	0.0	±1.5

12. High level stability

Frequency Weighting	SLM Display at initial (dB)	SLM Display at final (dB)	Deviated Value (dB)	Acceptance Limits (dB)
A - weight	137.0	137.1	-0.1	±0.3

The reported uncertainty is based on a standard uncertainty multiplied by coverage factor $k = 2$
or any value following calculation, providing a level of confidence of approximately 95 %

————— **End of Calibration Certificate** —————

SITHIPORN ASSOCIATES CO.,LTD. CALIBRATION LABORATORY

451-451/1 Sirinthorn Rd.,Bangbumru, Bangplud Bangkok 10700 THAILAND.
Tel.0-2435-8800 Fax.0-2433-1679 e-mail:cal-center@sithiphorn.com http://www.sithiphorn.com



Cert. No. : ACL23041

Pages : 1 of 8

Calibration Certificate

Equipment : SOUND LEVEL METER
Manufacturer : RION
Model : NL-42/ Microphone UC-52 / Preamplifier NH-24
Serial No.: 00734221 / 145286 / 34371
ID No.: RYG_FS0027

Condition As Found : GOOD

Customer : ALS LABORATORY GROUP (THAILAND) CO., LTD.
104 PHATTHANAKAN 40, PHATTHANAKAN ROAD,
KHWAENG PHATTHANAKAN, KHET SUAN LUANG,
BANGKOK, 10250 THAILAND.

Location : -
Ambient Temperature : (23.0 \pm 3) °C
Pressure : (101.3 \pm 3) kPa
Relative Humidity : (50.0 \pm 20) %

Received Date : 06 JANUARY 2023
Calibration Date : 13-18 JANUARY 2023
Date of Issue : 19 JANUARY 2023



Calibrated by : Nathakorn Pisutpaisan

Approved by :

()
(Thanakul Petchurai)

This certificate is issued in accordance with the requirements of ISO/IEC 17025 standard, may not be reproduced other than in full, except with the prior written approval of the head of Calibration Laboratory.

Continuation of Calibration Certificate

Cert. No. : ACL23041
Job No. : VC66AC0024
Pages : 2 of 8

Calibration Procedure : CP-AC-01

Calibration Method :

This equipment was calibrated by based on IEC-61672-3 (2013) Standard for sound level meter (SLM).

The SLM had tests to Acoustical and Electrical signal tests of frequency weighting with Anechoic chamber and Reference Standard Instruments.

For tests results of each items were made by observation of each Instruments display and also with SLM's display.

Condition of this result of calibration :

1. Reference Standard Instruments :

<u>Instrument</u>	<u>Model</u>	<u>Serial No.</u>	<u>Cert. No.</u>	<u>Due Date</u>
Waveform Generator	33210A	MY48017076	EF-0007-22	04-Feb-23
Waveform Generator	33511B	MY52302742	EF-0008-22	04-Feb-23
Digital Multimeter	33461A	MY53220104	EEL.BP. 04/0265	09-Feb-23
Digital Multimeter	33461A	MY53220076	EEL.BP. 03/0265	09-Feb-23
Digital Multimeter	34461A	MY60024273	EEL.BP. 05/0265	09-Feb-23
Programmable Attenuator	MAT-1070	62100114	EF-0009-22	07-Feb-23
Condenser Microphone	4180	2977900	AA-1013-22	24-Feb-23
Measuring Amplifier	NA-42KAI	34560495	AA-3005-22	22-Feb-23

2. This result of calibration was found accurate as shown on date and place of calibration for this calibrated item only.

3. This certificate is traceable to the international system of unit maintained at :

3.1 National Institute of Metrology (Thailand).

3.2 Thailand Institute of Scientific and Technological Research (TISTR).

Continuation of Calibration Certificate

Cert. No. : ACL23041
Job No. : VC66AC0024
Pages : 3 of 8

Summary of Measurement Result :

Parameter	Pass	Fail	Uncertainty (dB)	Maximum-permitted uncertainty of measurement (dB)
1. Absolute sensitivity	✓	-	0.2	N/A
2. Self-generated noise	✓	-	0.2	N/A
3. Acoustical signal tests of frequency weightings				
125 Hz	✓	-	0.3	0.6
1000 Hz	✓	-	0.3	0.6
8000 Hz	✓	-	0.3	0.7
4. Electrical signal tests of frequency weightings				
For 10 Hz to 4 kHz	✓	-	0.3	0.6
For > 4 kHz to 10 kHz	✓	-	0.3	0.7
For > 10 kHz to 20 kHz	-	-	-	1.0
5. Frequency and time weightings at 1 kHz	✓	-	0.2	0.2
6. Long - term stability	✓	-	0.1	0.1
7. Level linearity on the reference level range	✓	-	0.2	0.3
8. Level linearity including the level range control	✓	-	0.2	0.3
9. Tone burst response	✓	-	0.2	0.3
10. Peak C sound level	✓	-	0.2	0.35
11. Overload indication	✓	-	0.2	0.25
12. High level stability	✓	-	0.1	0.1

Continuation of Calibration Certificate

Cert. No. : ACL23041

Job No. : VC66AC0024

Pages : 4 of 8

Result of calibration :**1. Absolute sensitivity**

Reference Acoustic Signal (dB)	Measured Value (dB)	Deviation (dB)	Acceptance Limit (dB)
93.9 (93.95)	93.9	0.0	±0.3

2. Self-generated noise

2.1 Normal test

Measured Value (dB)
17.1

2.2 The microphone of the sound level meter was replaced by electrical signal input device.

Frequency Weighting	Measured value (dB)
A - weight	13.4
C - weight	19.6
Flat	25.5

3. Acoustical signal tests of frequency weightings

Meter free-field acoustic response at a level of 84 dB

Frequency (Hz)	Deviation from various frequency weighting response curve (dB)			Acceptance Limits
	Flat	C-weight	A-weight	
125	0.4	0.4	0.4	± 1.5
1000	0.1	0.1	0.1	± 1.0
8000	1.5	1.6	1.6	±5.0

Continuation of Calibration Certificate

Cert. No. : ACL23041
Job No. : VC66AC0024
Pages : 5 of 8

4. Electrical signal tests of frequency weightings

Weighting network response with relative to 1 kHz.

Frequency (Hz)	Deviation from various frequency weighting response curve (dB)			
	Flat	C-weight	A-weight	Acceptance Limits
63	0.0	0.0	0.0	±2.0
125	0.0	0.0	0.0	±1.5
250	0.0	0.0	0.0	±1.5
500	0.0	0.1	0.0	±1.5
1000	0.0	0.0	0.0	±1.0
2000	0.0	0.1	0.0	±2.0
4000	0.0	0.0	0.0	±3.0
8000	0.0	0.1	0.1	±5.0

5. Frequency and time weightings at 1 kHz

5.1 Frequency weightings at 1 kHz

Frequency Weighting	Measured Value (dB)	Deviated Value (dB)	Acceptance Limits (dB)
A - weight	94.0	0.0	-
C - weight	94.0	0.0	± 0.2
Flat	94.0	0.0	± 0.2

5.2 Time weighting at 1 kHz

Frequency Weighting	Measured Value (dB)	Deviated Value (dB)	Acceptance Limits (dB)
Fast	94.0	0.0	-
Slow	94.0	0.0	± 0.1
Leq	94.0	0.0	± 0.1

6. Long - term stability

Frequency Weighting	SLM Display at initial (dB)	SLM Display at final (dB)	Deviated Value (dB)	Acceptance Limits (dB)
A - weight	94.0	94.0	0.0	± 0.3

Continuation of Calibration Certificate

Cert. No. : ACL23041

Job No. : VC66AC0024

Pages : 6 of 8

7. Level linearity on the reference level range

Anticipated Value (dB)	Measured Value (dB)	Deviated Value (dB)	Acceptance Limits (dB)
137.0	137.0	0.0	± 1.1
136.0	136.0	0.0	± 1.1
135.0	135.0	0.0	± 1.1
134.0	134.0	0.0	± 1.1
133.0	133.0	0.0	± 1.1
132.0	132.0	0.0	± 1.1
131.0	131.0	0.0	± 1.1
129.0	129.0	0.0	± 1.1
124.0	124.0	0.0	± 1.1
119.0	119.0	0.0	± 1.1
114.0	114.0	0.0	± 1.1
109.0	109.0	0.0	± 1.1
104.0	104.0	0.0	± 1.1
99.0	99.0	0.0	± 1.1
94.0	94.0	0.0	± 1.1
89.0	89.0	0.0	± 1.1
84.0	84.0	0.0	± 1.1
79.0	79.0	0.0	± 1.1
74.0	74.0	0.0	± 1.1
69.0	69.0	0.0	± 1.1
64.0	64.0	0.0	± 1.1
59.0	59.0	0.0	± 1.1
54.0	54.0	0.0	± 1.1
49.0	49.0	0.0	± 1.1
44.0	44.0	0.0	± 1.1
39.0	38.9	-0.1	± 1.1
34.0	33.9	-0.1	± 1.1
30.0	29.9	-0.1	± 1.1
29.0	28.9	-0.1	± 1.1
28.0	27.9	-0.1	± 1.1
27.0	26.9	-0.1	± 1.1
26.0	25.9	-0.1	± 1.1
25.0	24.8	-0.2	± 1.1

Continuation of Calibration Certificate

Cert. No. : ACL23041
Job No. : VC66AC0024
Pages : 7 of 8

8. Level linearity including the level range control

Range	Anticipated Value (dB)	Measured Value (dB)	Deviated Value (dB)	Acceptance Limits (dB)
Auto	94.0	94.0	0.0	±1.1

9. Tone burst response

Time Weighting	Tone burst duration, Tb (ms)	Cycle	Anticipated Value (dB)	Measured Value (dB)	Deviated Value (dB)	Acceptance Limits (dB)
Fast	0.25	1	108.0	107.9	-0.1	1.5 ; -5.0
	2	8	117.0	117.0	0.0	1.0 ; -2.5
	200	800	134.0	134.1	0.1	±1.0
Slow	2	8	108.0	108.0	0.0	1.5 ; -5.0
	200	800	127.6	127.6	0.0	±1.0
SEL	0.25	1	99.0	98.9	-0.1	1.5 ; -5.0
	2	8	108.0	108.0	0.0	1.0 ; -2.5
	200	800	128.0	128.1	0.1	±1.0

10. Peak C sound level

Number of cycle in test signal	Anticipated Value (dB)	Measured Value, Lcpeak (dB)	Deviated Value (dB)	Acceptance Limits (dB)
Continuous	133.0	133.0	0.0	-
One	136.4	136.0	-0.4	±3.0

Number of cycle in test signal	Anticipated Value (dB)	Measured Value (dB)	Deviated Value (dB)	Acceptance Limits (dB)
Continuous	133.0	133.0	0.0	-
Positive half cycle	135.4	135.2	-0.2	±2.0
Negative half cycle	135.4	135.2	-0.2	±2.0

Continuation of Calibration Certificate

Cert. No. : ACL23041
Job No. : VC66AC0024
Pages : 8 of 8

11. Overload indication

Measured value (dB)		Deviated Value (dB)	Acceptance Limits (dB)
Positive one-half cycle	Negative one-half cycle		
89.6	89.6	0.0	±1.5

12. High level stability

Frequency Weighting	SLM Display at initial (dB)	SLM Display at final (dB)	Deviated Value (dB)	Acceptance Limits (dB)
A - weight	137.0	137.0	0.0	±0.3

The reported uncertainty is based on a standard uncertainty multiplied by coverage factor $k = 2$
or any value following calculation, providing a level of confidence of approximately 95 %

_____ **End of Calibration Certificate** _____

SITHIPORN ASSOCIATES CO.,LTD. CALIBRATION LABORATORY

451-451/1 Sirinthorn Rd.,Bangbunru, Bangplud Bangkok 10700 THAILAND.
Tel.0-2435-8800 Fax.0-2433-1679 e-mail:cal-center@sithiporn.com http://www.sithiporn.com



Cert. No. : ACL22161

Pages : 1 of 8

Calibration Certificate

Equipment : SOUND LEVEL METER
Manufacturer : RION
Model : NL-42/ Microphone UC-52 / Preamplifier NH-24
Serial No.: 00572561 / 170398 / 72899
ID No.: RYG_FS0300

Condition As Found : GOOD

Customer : ALS LABORATORY GROUP (THAILAND) CO., LTD.
104 PHATTHANAKAN 40, PHATTHANAKAN ROAD,
KHWAEANG PHATTHANAKAN, KHET SUAN LUANG,
BANGKOK, 10250 THAILAND.

Location : -
Ambient Temperature : (23.0 \pm 3) °C
Pressure : (101.3 \pm 3) kPa
Relative Humidity : (50.0 \pm 20) %

Received Date : 06 JULY 2022
Calibration Date : 11-18 JULY 2022
Date of Issue : 19 JULY 2022

REVIEW BY	<i>Narakorn P.</i>
APPROVED BY	<i>[Signature]</i>
NEXT CAL. DATE	11/4/23

Calibrated by : Nathakorn Pisutpaisan

Approved by :

[Signature]
(Thanakul Petchurai)

This certificate is issued in accordance with the requirements of ISO/IEC 17025 standard, may not be reproduced other than in full, except with the prior written approval of the head of Calibration Laboratory.

Continuation of Calibration Certificate

Cert. No. : ACL22161
Job No. : VC65AC0069
Pages : 2 of 8

Calibration Procedure : CP-AC-01

Calibration Method :

This equipment was calibrated by based on IEC-61672-3 (2013) Standard for sound level meter (SLM).

The SLM had tests to Acoustical and Electrical signal tests of frequency weighting with Anechoic chamber and Reference Standard Instruments.

For tests results of each items were made by observation of each Instruments display and also with SLM's display.

Condition of this result of calibration :

1. Reference Standard Instruments :

<u>Instrument</u>	<u>Model</u>	<u>Serial No.</u>	<u>Cert. No.</u>	<u>Due Date</u>
Waveform Generator	33210A	MY48017076	EF-0007-22	04-Feb-23
Waveform Generator	33511B	MY52302742	EF-0008-22	04-Feb-23
Digital Multimeter	33461A	MY53220104	EEL.BP. 04/0265	09-Feb-23
Digital Multimeter	33461A	MY53220076	EEL.BP. 03/0265	09-Feb-23
Digital Multimeter	34461A	MY60024273	EEL.BP. 05/0265	09-Feb-23
Programmable Attenuator	MAT-1070	62100114	EF-0009-22	07-Feb-23
Condenser Microphone	4180	2977900	AA-1013-22	24-Feb-23
Measuring Amplifier	NA-42KAI	34560495	AA-3005-22	22-Feb-23

2. This result of calibration was found accurate as shown on date and place of calibration for this calibrated item only.

3. This certificate is traceable to the international system of unit maintained at :

3.1 National Institute of Metrology (Thailand).

3.2 Thailand Institute of Scientific and Technological Research (TISTR).

Continuation of Calibration Certificate

Cert. No. : ACL22161
Job No. : VC65AC0069
Pages : 3 of 8

Summary of Measurement Result :

Parameter	Pass	Fail	Uncertainty (dB)	Maximum-permitted uncertainty of measurement (dB)
1. Absolute sensitivity	✓	-	0.2	N/A
2. Self-generated noise	✓	-	0.2	N/A
3. Acoustical signal tests of frequency weightings				
125 Hz	✓	-	0.3	0.6
1000 Hz	✓	-	0.3	0.6
8000 Hz	✓	-	0.3	0.7
4. Electrical signal tests of frequency weightings				
For 10 Hz to 4 kHz	✓	-	0.3	0.6
For > 4 kHz to 10 kHz	✓	-	0.3	0.7
For > 10 kHz to 20 kHz	-	-	-	1.0
5. Frequency and time weightings at 1 kHz	✓	-	0.2	0.2
6. Long - term stability	✓	-	0.1	0.1
7. Level linearity on the reference level range	✓	-	0.2	0.3
8. Level linearity including the level range control	✓	-	0.2	0.3
9. Tone burst response	✓	-	0.2	0.3
10. Peak C sound level	✓	-	0.2	0.35
11. Overload indication	✓	-	0.2	0.25
12. High level stability	✓	-	0.1	0.1

Continuation of Calibration Certificate

Cert. No. : ACL22161

Job No. : VC65AC0069

Pages : 4 of 8

Result of calibration :**1. Absolute sensitivity**

Reference Acoustic Signal (dB)	Measured Value (dB)	Deviation (dB)	Acceptance Limit (dB)
93.9 (93.95)	93.9	0.0	±0.3

2. Self-generated noise

2.1 Normal test

Measured Value (dB)
16.2

2.2 The microphone of the sound level meter was replaced by electrical signal input device.

Frequency Weighting	Measured value (dB)
A - weight	12.0
C - weight	18.3
Flat	24.2

3. Acoustical signal tests of frequency weightings

Meter free-field acoustic response at a level of 84 dB

Frequency (Hz)	Deviation from various frequency weighting response curve (dB)			Acceptance Limits
	Flat	C-weight	A-weight	
125	0.4	0.4	0.4	± 1.5
1000	0.0	0.0	0.0	± 1.0
8000	0.4	0.5	0.5	±5.0

Continuation of Calibration Certificate

Cert. No. : ACL22161
Job No. : VC65AC0069
Pages : 5 of 8

4. Electrical signal tests of frequency weightings

Weighting network response with relative to 1 kHz.

Frequency (Hz)	Deviation from various frequency weighting response curve (dB)			
	Flat	C-weight	A-weight	Acceptance Limits
63	-0.1	0.0	0.0	±2.0
125	0.0	0.0	0.0	±1.5
250	0.0	0.0	0.0	±1.5
500	0.0	0.0	0.0	±1.5
1000	0.0	0.0	0.0	±1.0
2000	0.0	0.0	0.0	±2.0
4000	0.0	0.0	0.0	±3.0
8000	0.0	0.1	0.1	±5.0

5. Frequency and time weightings at 1 kHz

5.1 Frequency weightings at 1 kHz

Frequency Weighting	Measured Value (dB)	Deviated Value (dB)	Acceptance Limits (dB)
A - weight	94.0	0.0	-
C - weight	94.0	0.0	± 0.2
Flat	94.0	0.0	± 0.2

5.2 Time weighting at 1 kHz

Frequency Weighting	Measured Value (dB)	Deviated Value (dB)	Acceptance Limits (dB)
Fast	94.0	0.0	-
Slow	94.0	0.0	± 0.1
Leq	94.0	0.0	± 0.1

6. Long - term stability

Frequency Weighting	SLM Display at initial (dB)	SLM Display at final (dB)	Deviated Value (dB)	Acceptance Limits (dB)
A - weight	94.0	94.0	0.0	± 0.3

Continuation of Calibration Certificate

Cert. No. : ACL22161

Job No. : VC65AC0069

Pages : 6 of 8

7. Level linearity on the reference level range

Anticipated Value (dB)	Measured Value (dB)	Deviated Value (dB)	Acceptance Limits (dB)
137.0	137.0	0.0	± 1.1
136.0	136.0	0.0	± 1.1
135.0	135.0	0.0	± 1.1
134.0	134.0	0.0	± 1.1
133.0	133.0	0.0	± 1.1
132.0	132.0	0.0	± 1.1
131.0	131.0	0.0	± 1.1
129.0	129.0	0.0	± 1.1
124.0	124.0	0.0	± 1.1
119.0	119.0	0.0	± 1.1
114.0	114.0	0.0	± 1.1
109.0	109.0	0.0	± 1.1
104.0	104.0	0.0	± 1.1
99.0	99.0	0.0	± 1.1
94.0	94.0	0.0	± 1.1
89.0	89.0	0.0	± 1.1
84.0	84.0	0.0	± 1.1
79.0	79.0	0.0	± 1.1
74.0	74.0	0.0	± 1.1
69.0	69.0	0.0	± 1.1
64.0	64.0	0.0	± 1.1
59.0	59.0	0.0	± 1.1
54.0	53.9	-0.1	± 1.1
49.0	49.0	0.0	± 1.1
44.0	44.0	0.0	± 1.1
39.0	39.0	0.0	± 1.1
34.0	34.0	0.0	± 1.1
30.0	29.9	-0.1	± 1.1
29.0	28.9	-0.1	± 1.1
28.0	27.9	-0.1	± 1.1
27.0	26.9	-0.1	± 1.1
26.0	25.9	-0.1	± 1.1
25.0	24.9	-0.1	± 1.1

Continuation of Calibration Certificate

Cert. No. : ACL22161
Job No. : VC65AC0069
Pages : 7 of 8

8. Level linearity including the level range control

Range	Anticipated Value (dB)	Measured Value (dB)	Deviated Value (dB)	Acceptance Limits (dB)
Auto	94.0	94.0	0.0	±1.1

9. Tone burst response

Time Weighting	Tone burst duration, Tb (ms)	Cycle	Anticipated Value (dB)	Measured Value (dB)	Deviated Value (dB)	Acceptance Limits (dB)
Fast	0.25	1	108.0	107.9	-0.1	1.5 ; -5.0
	2	8	117.0	117.0	0.0	1.0 ; -2.5
	200	800	134.0	134.0	0.0	±1.0
Slow	2	8	108.0	108.0	0.0	1.5 ; -5.0
	200	800	127.6	127.6	0.0	±1.0
SEL	0.25	1	99.0	98.9	-0.1	1.5 ; -5.0
	2	8	108.0	108.0	0.0	1.0 ; -2.5
	200	800	128.0	128.1	0.1	±1.0

10. Peak C sound level

Number of cycle in test signal	Anticipated Value (dB)	Measured Value, Lcpeak (dB)	Deviated Value (dB)	Acceptance Limits (dB)
Continuous	133.0	133.0	0.0	-
One	136.4	136.0	-0.4	±3.0

Number of cycle in test signal	Anticipated Value (dB)	Measured Value (dB)	Deviated Value (dB)	Acceptance Limits (dB)
Continuous	133.0	133.0	0.0	-
Positive half cycle	135.4	135.2	-0.2	±2.0
Negative half cycle	135.4	135.2	-0.2	±2.0

Continuation of Calibration Certificate

Cert. No. : ACL22161

Job No. : VC65AC0069

Pages : 8 of 8

11. Overload indication

Measured value (dB)		Deviated Value (dB)	Acceptance Limits (dB)
Positive one-half cycle	Negative one-half cycle		
89.7	89.5	-0.2	±1.5

12. High level stability

Frequency Weighting	SLM Display at initial (dB)	SLM Display at final (dB)	Deviated Value (dB)	Acceptance Limits (dB)
A - weight	137.0	137.0	0.0	±0.3

The reported uncertainty is based on a standard uncertainty multiplied by coverage factor $k = 2$
or any value following calculation, providing a level of confidence of approximately 95 %

End of Calibration Certificate

SITHIPORN ASSOCIATES CO.,LTD.

CALIBRATION LABORATORY



451-451/1 Sirinthorn Rd., Bangbunru, Bangplud Bangkok 10700 THAILAND.
Tel.0-2435-8800 Fax.0-2433-1679 e-mail:cal-center@sithiporn.com http://www.sithiporn.com

Cert. No. : ACC23005

Pages : 1 of 3

Calibration Certificate

Equipment : SOUND CALIBRATOR
Manufacturer : RION
Model : NC-75
Serial No.: 35002736
ID No.: RYG_FS0496

Condition As Found : GOOD

Customer : ALS LABORATORY GROUP (THAILAND) CO., LTD.
104 PHATTHANAKAN 40, PHATTHANAKAN ROAD,
KHWAENG PHATTHANAKAN, KHET SUAN LUANG,
BANGKOK, 10250 THAILAND.

Location : -
Ambient Temperature : (23.0 \pm 3) °C
Pressure : (101.3 \pm 3) kPa
Relative Humidity : (50.0 \pm 20) %

Received Date : 06 JANUARY 2023
Calibration Date : 17 JANUARY 2023
Date of Issue : 19 JANUARY 2023



Calibrated by :

Nathakorn Pisutpaisan

Approved by :

(T. Petchurai)

This certificate is issued in accordance with the requirements of ISO/IEC 17025 standard, may not be reproduced other than in full, except with the prior written approval of the head of Calibration Laboratory.

Continuation of Calibration Certificate

Cert. No. : ACC23005

Job No. : VC66AC0024

Pages : 2 of 3

Calibration Procedure : CP-AC-03

Calibration Method :

This equipment was calibrated by based on IEC-60942-2003 Standard.

The sound pressure level, frequency and total distortion of the sound calibrator was measured using the reference microphone.

Condition of this result of calibration :

1. Reference Standard Instruments :

<u>Instrument</u>	<u>Model</u>	<u>Serial No.</u>	<u>Cert. No.</u>	<u>Due Date</u>
Waveform Generator	33511B	MY52302742	EF-0008-22	04-Feb-23
Digital Multimeter	33461A	MY53220104	EEL.BP. 04/0265	09-Feb-23
Digital Multimeter	33461A	MY53220076	EEL.BP. 03/0265	09-Feb-23
Digital Multimeter	33461A	MY60024273	EEL.BP. 05/0265	09-Feb-23
Programmable Attenuator	MAT-1070	62100114	EF-0009-22	07-Feb-23
Condenser Microphone	4180	2977900	AA-1013-22	24-Feb-23
Measuring Amplifier	NA-42KAI	34560495	AA-3005-22	22-Feb-23
Audio Analyzer	AVR-3360A	V744B6069	EF-0010-22	07-Feb-23

2. This result of calibration was found accurate as shown on date and place of calibration for this calibrated item only.

3. This certificate is traceable to the international system of unit maintained at :

3.1 National Institute of Metrology (Thailand).

3.2 Thailand Institute of Scientific and Technological Research (TISTR).

Continuation of Calibration Certificate

Cert. No. : ACC23005

Job No. : VC66AC0024

Pages : 3 of 3

Result of calibration :**1. Sound pressure level**

Specified sound pressure level (dB)	Measured value (dB)	Deviated value (dB)	Uncertainty (dB)	Tolerance limit (dB)
94	93.98	-0.02	0.14	0.40

2. Frequency

Specified Frequency (Hz)	Measured value (Hz)	Deviated value (%)	Uncertainty (%)	Tolerance limit (%)
1000	1000.0	0.0	0.1	1.0

3. Total distortion

Measured value (%)	Uncertainty (%)	Tolerance limit (%)
0.35	0.10	3.0

The reported uncertainty is based on a standard uncertainty multiplied by coverage factor $k = 2$ or any value following calculation, providing a level of confidence of approximately 95 %

————— End of Calibration Certificate —————

SITHIPHORN ASSOCIATES CO.,LTD. CALIBRATION LABORATORY



451-451/1 Sirinthorn Rd.,Bangbumru, Bangplud Bangkok 10700 THAILAND.
Tel.0-2435-8800 Fax.0-2433-1679 e-mail:cal-center@sithiphorn.com http://www.sithiphorn.com

NSC-TISI-TIS 17025
CALIBRATION 0394

Cert. No. : ACL23038

Pages : 1 of 9

Calibration Certificate

Equipment : SOUND LEVEL METER
Manufacturer : RION
Model : NL-21/ Microphone UC-52 / Preamplifier NH-21
Serial No.: 00465461 / 108081 / 19513
ID No.: RYG_FS0007

Condition As Found : GOOD

Customer : ALS LABORATORY GROUP (THAILAND) CO., LTD.
104 PHATTHANAKAN 40, PHATTHANAKAN ROAD,
KHWAEANG PHATTHANAKAN, KHET SUAN LUANG,
BANGKOK, 10250 THAILAND.

Location : -
Ambient Temperature : (23.0 \pm 3) °C
Pressure : (101.3 \pm 3) kPa
Relative Humidity : (50.0 \pm 20) %

Received Date : 06 JANUARY 2023
Calibration Date : 13-18 JANUARY 2023
Date of Issue : 19 JANUARY 2023

REVIEW BY	Narakorn P.
APPROVED BY	[Signature]
NEXT CAL. DATE	13/1/24

Calibrated by : Nathakorn Pisutpaisan

Approved by :

[Signature]
(Thanakul Petchurai)

This certificate is issued in accordance with the requirements of ISO/IEC 17025 standard, may not be reproduced other than in full, except with the prior written approval of the head of Calibration Laboratory.

Continuation of Calibration Certificate

Cert. No. : ACL23038
Job No. : VC66AC0024
Pages : 2 of 9

Calibration Procedure : CP-AC-02

Calibration Method :

This equipment was calibrated by based on IEC-61672-3 (2013) Standard for sound level meter (SLM).

The SLM had tests to Acoustical and Electrical signal tests of frequency weighting with Anechoic chamber and Reference Standard Instruments.

For tests results of each items were made by observation of each Instruments display and also with SLM's display.

Condition of this result of calibration :

1. Reference Standard Instruments :

<u>Instrument</u>	<u>Model</u>	<u>Serial No.</u>	<u>Cert. No.</u>	<u>Due Date</u>
Waveform Generator	33210A	MY48017076	EF-0007-22	04-Feb-23
Waveform Generator	33511B	MY52302742	EF-0008-22	04-Feb-23
Digital Multimeter	33461A	MY53220104	EEL.BP. 04/0265	09-Feb-23
Digital Multimeter	33461A	MY53220076	EEL.BP. 03/0265	09-Feb-23
Digital Multimeter	8846A	MY60024273	EEL.BP. 05/0265	09-Feb-23
Programmable Attenuator	MAT-1070	62100114	EF-0009-22	07-Feb-23
Condenser Microphone	4180	2977900	AA-1013-22	24-Feb-23
Measuring Amplifier	NA-42KAI	34560495	AA-3005-22	22-Feb-23

2. This result of calibration was found accurate as shown on date and place of calibration for this calibrated item only.

3. This certificate is traceable to the international system of unit maintained at :

3.1 National Institute of Metrology (Thailand).

3.2 Thailand Institute of Scientific and Technological Research (TISTR).

Continuation of Calibration Certificate

Cert. No. : ACL23038
Job No. : VC66AC0024
Pages : 3 of 9

Summary of Measurement Result :

Parameter	Pass	Fail	Uncertainty (dB)	Maximum-permitted uncertainty of measurement (dB)
1. Absolute sensitivity	✓	-	0.2	N/A
2. Self-generated noise	✓	-	0.2	N/A
3. Acoustical signal tests of frequency weightings				
125 Hz	✓	-	0.3	0.6
1000 Hz	✓	-	0.3	0.6
8000 Hz	✓	-	0.4	0.7
4. Electrical signal tests of frequency weightings				
For 10 Hz to 4 kHz	✓	-	0.3	0.6
For > 4 kHz to 10 kHz	✓	-	0.3	0.7
For > 10 kHz to 20 kHz	-	-	-	1.0
5. Frequency and time weightings at 1 kHz	✓	-	0.2	0.2
6. Long - term stability	✓	-	0.1	0.1
7. Level linearity on the reference level range	✓	-	0.2	0.3
8. Level linearity including the level range control	✓	-	0.2	0.3
9. Tone burst response	✓	-	0.2	0.3
10. Peak C sound level	✓	-	0.2	0.35
11. Overload indication	✓	-	0.2	0.25
12. High level stability	✓	-	0.1	0.1

Continuation of Calibration Certificate

Cert. No. : ACL23038

Job No. : VC66AC0024

Pages : 4 of 9

Result of calibration :**1. Absolute sensitivity**

Reference Acoustic Signal (dB)	Measured Value (dB)	Deviation (dB)	Acceptance Limit (dB)
93.9 (93.95)	93.9	0.0	±0.3

2. Self-generated noise

2.1 Normal test

Measured Value (dB)
23.5

2.2 The microphone of the sound level meter was replaced by electrical signal input device.

Frequency Weighting	Measured value (dB)
A - weight	22.2
C - weight	21.6
Flat	22.2

3. Acoustical signal tests of frequency weightings

Meter free-field acoustic response at a level of 84 dB

Frequency (Hz)	Deviation from various frequency weighting response curve (dB)			Acceptance Limits
	Flat	C-weight	A-weight	
125	0.2	0.2	0.2	± 1.5
1000	0.0	0.0	0.0	± 1.0
8000	0.1	0.2	0.2	±5.0

Continuation of Calibration Certificate

Cert. No. : ACL23038

Job No. : VC66AC0024

Pages : 5 of 9

4. Electrical signal tests of frequency weightings

Weighting network response with relative to 1 kHz.

Frequency (Hz)	Deviation from various frequency weighting response curve (dB)			
	Flat	C-weight	A-weight	Acceptance Limits
63	-0.1	-0.1	0.0	±2.0
125	-0.1	-0.1	-0.1	±1.5
250	-0.1	-0.1	-0.1	±1.5
500	-0.1	-0.1	-0.1	±1.5
1000	0.0	0.0	0.0	±1.0
2000	0.1	0.1	0.0	±2.0
4000	0.1	0.0	0.0	±3.0
8000	0.1	0.1	0.1	±5.0

5. Frequency and time weightings at 1 kHz

5.1 Frequency weightings at 1 kHz

Frequency Weighting	Measured Value (dB)	Deviated Value (dB)	Acceptance Limits (dB)
A - weight	94.0	0.0	-
C - weight	94.0	0.0	± 0.2
Flat	94.0	0.0	± 0.2

5.2 Time weighting at 1 kHz

Frequency Weighting	Measured Value (dB)	Deviated Value (dB)	Acceptance Limits (dB)
Fast	94.0	0.0	-
Slow	94.0	0.0	± 0.1
Leq	94.0	0.0	± 0.1

6. Long - term stability

Frequency Weighting	SLM Display at initial (dB)	SLM Display at final (dB)	Deviated Value (dB)	Acceptance Limits (dB)
A - weight	94.0	94.0	0.0	± 0.3

Continuation of Calibration Certificate

Cert. No. : ACL23038

Job No. : VC66AC0024

Pages : 6 of 9

7. Level linearity on the reference level range

Anticipated Value (dB)	Measured Value (dB)	Deviated Value (dB)	Acceptance Limits (dB)
135.0	135.0	0.0	± 1.1
134.0	134.0	0.0	± 1.1
133.0	133.0	0.0	± 1.1
132.0	132.0	0.0	± 1.1
131.0	131.0	0.0	± 1.1
129.0	129.0	0.0	± 1.1
124.0	124.0	0.0	± 1.1
119.0	119.0	0.0	± 1.1
114.0	114.0	0.0	± 1.1
109.0	109.0	0.0	± 1.1
104.0	104.0	0.0	± 1.1
99.0	99.0	0.0	± 1.1
94.0	94.0	0.0	± 1.1
89.0	89.0	0.0	± 1.1
84.0	84.0	0.0	± 1.1
79.0	79.0	0.0	± 1.1
74.0	74.0	0.0	± 1.1
69.0	69.0	0.0	± 1.1
64.0	64.0	0.0	± 1.1
59.0	59.0	0.0	± 1.1
54.0	54.0	0.0	± 1.1
49.0	49.0	0.0	± 1.1
44.0	44.0	0.0	± 1.1
39.0	39.0	0.0	± 1.1

Continuation of Calibration Certificate

Cert. No. : ACL23038

Job No. : VC66AC0024

Pages : 7 of 9

8. Level linearity including the level range control

Range	Anticipated Value (dB)	Measured Value (dB)	Deviated Value (dB)	Acceptance Limits (dB)
130	94.0	94.0	0.0	±0.5
120	94.0	94.0	0.0	±0.5
110	94.0	94.0	0.0	±0.5
100	94.0	94.0	0.0	±0.5
90	94.0	94.0	0.0	±0.5

Level linearity on each level range

Range	Anticipated Value (dB)	Measured Value (dB)	Deviated Value (dB)	Acceptance Limits (dB)
130	43.0	43.0	0.0	±0.5
120	33.0	32.6	-0.4	±0.5

9. Tone burst response

Time Weighting	Tone burst duration, Tb (ms)	Cycle	Anticipated Value (dB)	Measured Value (dB)	Deviated Value (dB)	Acceptance Limits (dB)
Fast	0.25	1	108.0	107.9	-0.1	1.5 ; -5.0
	2	8	117.0	117.0	0.0	1.0 ; -2.5
	200	800	134.0	134.0	0.0	±1.0
Slow	2	8	108.0	108.0	0.0	1.5 ; -5.0
	200	800	127.6	127.6	0.0	±1.0
SEL	0.25	1	99.0	98.9	-0.1	1.5 ; -5.0
	2	8	108.0	108.0	0.0	1.0 ; -2.5
	200	800	128.0	128.0	0.0	±1.0

Continuation of Calibration Certificate

Cert. No. : ACL23038
Job No. : VC66AC0024
Pages : 8 of 9

10. Peak C sound level

Number of cycle in test signal	Anticipated Value (dB)	Measured Value, L _{cpeak} (dB)	Deviated Value (dB)	Acceptance Limits (dB)
Continuous	133.0	133.0	0.0	-
One	136.4	135.9	-0.5	±3.0

Number of cycle in test signal	Anticipated Value (dB)	Measured Value (dB)	Deviated Value (dB)	Acceptance Limits (dB)
Continuous	133.0	133.0	0.0	-
Positive half cycle	135.4	135.0	-0.4	±2.0
Negative half cycle	135.4	135.0	-0.4	±2.0

11. Overload indication

Measured value (dB)		Deviated Value (dB)	Acceptance Limits (dB)
Positive one-half cycle	Negative one-half cycle		
89.4	89.3	-0.1	±1.5

Continuation of Calibration Certificate

Cert. No. : ACL23038

Job No. : VC66AC0024

Pages : 9 of 9

12. High level stability

Frequency Weighting	SLM Display at initial (dB)	SLM Display at final (dB)	Deviated Value (dB)	Acceptance Limits (dB)
A - weight	137.0	137.0	0.0	±0.3

The reported uncertainty is based on a standard uncertainty multiplied by coverage factor $k = 2$ or any value following calculation, providing a level of confidence of approximately 95 %

_____ End of Calibration Certificate _____

SITHIPHORN ASSOCIATES CO.,LTD. CALIBRATION LABORATORY

451-451/1 Sirinthorn Rd.,Bangbumru, Bangplud Bangkok 10700 THAILAND.
Tel.0-2435-8800 Fax.0-2433-1679 e-mail:cal-center@sithiphorn.com http://www.sithiphorn.com



NSC-TISI-TIS 17025
CALIBRATION 0394

Cert. No. : ACL22114

Pages : 1 of 9

Calibration Certificate

Equipment : SOUND LEVEL METER
Manufacturer : RION
Model : NL-21/ Microphone UC-52 / Preamplifier NH-21
Serial No.: 00509355 / 143845 / 32731
ID No.: RYG_FS0015

Condition As Found : GOOD

Customer : ALS LABORATORY GROUP (THAILAND) CO., LTD.
104 PHATTHANAKAN 40, PHATTHANAKAN ROAD,
KHWANG PHATTHANAKAN, KHET SUAN LUANG,
BANGKOK, 10250 THAILAND.

Location : -
Ambient Temperature : (23.0 \pm 3) °C
Pressure : (101.3 \pm 3) kPa
Relative Humidity : (50.0 \pm 20) %

Received Date : 17 MAY 2022
Calibration Date : 24-27 MAY 2022
Date of Issue : 30 MAY 2022

REVIEW BY	<i>Nathakorn P.</i>
APPROVED BY	<i>[Signature]</i>
NEXT CAL. DATE	24/5/23

Calibrated by :

Nathakorn Pisutpaisan

Approved by :

T. Petchur
(Thanakul Petchurai)

This certificate is issued in accordance with the requirements of ISO/IEC 17025 standard, may not be reproduced other than in full, except with the prior written approval of the head of Calibration Laboratory.

Continuation of Calibration Certificate

Cert. No. : ACL22114

Job No. : VC65AC0060

Pages : 2 of 9

Calibration Procedure : CP-AC-02

Calibration Method :

This equipment was calibrated by based on IEC-61672-3 (2013) Standard for sound level meter (SLM).

The SLM had tests to Acoustical and Electrical signal tests of frequency weighting with Anechoic chamber and Reference Standard Instruments.

For tests results of each items were made by observation of each Instruments display and also with SLM's display.

Condition of this result of calibration :

1. Reference Standard Instruments :

<u>Instrument</u>	<u>Model</u>	<u>Serial No.</u>	<u>Cert. No.</u>	<u>Due Date</u>
Waveform Generator	33210A	MY48017076	EF-0007-22	04-Feb-23
Waveform Generator	33511B	MY52302742	EF-0008-22	04-Feb-23
Digital Multimeter	33461A	MY53220104	EEL.BP. 04/0265	09-Feb-23
Digital Multimeter	33461A	MY53220076	EEL.BP. 03/0265	09-Feb-23
Digital Multimeter	8846A	MY60024273	EEL.BP. 05/0265	09-Feb-23
Programmable Attenuator	MAT-1070	62100114	EF-0009-22	07-Feb-23
Condenser Microphone	4180	2977900	AA-1013-22	24-Feb-23
Measuring Amplifier	NA-42KAI	34560495	AA-3005-22	22-Feb-23

2. This result of calibration was found accurate as shown on date and place of calibration for this calibrated item only.

3. This certificate is traceable to the international system of unit maintained at :

3.1 National Institute of Metrology (Thailand).

3.2 Thailand Institute of Scientific and Technological Research (TISTR).

Continuation of Calibration Certificate

Cert. No. : ACL22114
Job No. : VC65AC0060
Pages : 3 of 9

Summary of Measurement Result :

Parameter	Pass	Fail	Uncertainty (dB)	Maximum-permitted uncertainty of measurement (dB)
1. Absolute sensitivity	✓	-	0.2	N/A
2. Self-generated noise	✓	-	0.2	N/A
3. Acoustical signal tests of frequency weightings				
125 Hz	✓	-	0.3	0.6
1000 Hz	✓	-	0.3	0.6
8000 Hz	✓	-	0.3	0.7
4. Electrical signal tests of frequency weightings				
For 10 Hz to 4 kHz	✓	-	0.3	0.6
For > 4 kHz to 10 kHz	✓	-	0.3	0.7
For > 10 kHz to 20 kHz	-	-	-	1.0
5. Frequency and time weightings at 1 kHz	✓	-	0.2	0.2
6. Long - term stability	✓	-	0.1	0.1
7. Level linearity on the reference level range	✓	-	0.2	0.3
8. Level linearity including the level range control	✓	-	0.2	0.3
9. Tone burst response	✓	-	0.2	0.3
10. Peak C sound level	✓	-	0.2	0.35
11. Overload indication	✓	-	0.2	0.25
12. High level stability	✓	-	0.1	0.1

Continuation of Calibration Certificate

Cert. No. : ACL22114

Job No. : VC65AC0060

Pages : 4 of 9

Result of calibration :**1. Absolute sensitivity**

Reference Acoustic Signal (dB)	Measured Value (dB)	Deviation (dB)	Acceptance Limit (dB)
93.9 (93.95)	93.9	0.0	±0.3

2. Self-generated noise

2.1 Normal test

Measured Value (dB)
21.7

2.2 The microphone of the sound level meter was replaced by electrical signal input device.

Frequency Weighting	Measured value (dB)
A - weight	21.5
C - weight	22.6
Flat	25.5

3. Acoustical signal tests of frequency weightings

Meter free-field acoustic response at a level of 84 dB

Frequency (Hz)	Deviation from various frequency weighting response curve (dB)			
	Flat	C-weight	A-weight	Acceptance Limits
125	0.3	0.4	0.4	± 1.5
1000	0.0	0.0	0.0	± 1.0
8000	-1.1	-1.0	-0.9	±5.0

Continuation of Calibration Certificate

Cert. No. : ACL22114

Job No. : VC65AC0060

Pages : 5 of 9

4. Electrical signal tests of frequency weightings

Weighting network response with relative to 1 kHz.

Frequency (Hz)	Deviation from various frequency weighting response curve (dB)			
	Flat	C-weight	A-weight	Acceptance Limits
63	-0.1	-0.1	0.0	±2.0
125	-0.1	0.0	0.0	±1.5
250	-0.1	0.0	-0.1	±1.5
500	0.0	0.0	-0.1	±1.5
1000	0.0	0.0	0.0	±1.0
2000	0.1	0.1	0.1	±2.0
4000	0.1	0.1	0.1	±3.0
8000	0.1	0.2	0.2	±5.0

5. Frequency and time weightings at 1 kHz

5.1 Frequency weightings at 1 kHz

Frequency Weighting	Measured Value (dB)	Deviated Value (dB)	Acceptance Limits (dB)
A - weight	94.0	0.0	-
C - weight	94.0	0.0	± 0.2
Flat	94.0	0.0	± 0.2

5.2 Time weighting at 1 kHz

Frequency Weighting	Measured Value (dB)	Deviated Value (dB)	Acceptance Limits (dB)
Fast	94.0	0.0	-
Slow	94.0	0.0	± 0.1
Leq	94.0	0.0	± 0.1

6. Long - term stability

Frequency Weighting	SLM Display at initial (dB)	SLM Display at final (dB)	Deviated Value (dB)	Acceptance Limits (dB)
A - weight	94.0	94.0	0.0	± 0.3

Continuation of Calibration Certificate

Cert. No. : ACL22114
Job No. : VC65AC0060
Pages : 6 of 9

7. Level linearity on the reference level range

Anticipated Value (dB)	Measured Value (dB)	Deviated Value (dB)	Acceptance Limits (dB)
135.0	135.0	0.0	± 1.1
134.0	134.0	0.0	± 1.1
133.0	133.0	0.0	± 1.1
132.0	132.0	0.0	± 1.1
131.0	131.0	0.0	± 1.1
129.0	129.0	0.0	± 1.1
124.0	124.0	0.0	± 1.1
119.0	119.0	0.0	± 1.1
114.0	113.9	-0.1	± 1.1
109.0	109.0	0.0	± 1.1
104.0	104.0	0.0	± 1.1
99.0	99.0	0.0	± 1.1
94.0	94.0	0.0	± 1.1
89.0	89.0	0.0	± 1.1
84.0	84.0	0.0	± 1.1
79.0	79.0	0.0	± 1.1
74.0	74.0	0.0	± 1.1
69.0	69.0	0.0	± 1.1
64.0	64.0	0.0	± 1.1
59.0	59.0	0.0	± 1.1
54.0	54.0	0.0	± 1.1
49.0	49.1	0.1	± 1.1
44.0	44.1	0.1	± 1.1
39.0	39.4	0.4	± 1.1

Continuation of Calibration Certificate

Cert. No. : ACL22114

Job No. : VC65AC0060

Pages : 7 of 9

8. Level linearity including the level range control

Range	Anticipated Value (dB)	Measured Value (dB)	Deviated Value (dB)	Acceptance Limits (dB)
130	94.0	94.0	0.0	±0.5
120	94.0	94.0	0.0	±0.5
110	94.0	94.0	0.0	±0.5
100	94.0	94.0	0.0	±0.5
90	94.0	94.0	0.0	±0.5

Level linearity on each level range

Range	Anticipated Value (dB)	Measured Value (dB)	Deviated Value (dB)	Acceptance Limits (dB)
130	43.0	43.0	0.0	±0.5
120	33.0	33.0	0.0	±0.5

9. Tone burst response

Time Weighting	Tone burst duration, Tb (ms)	Cycle	Anticipated Value (dB)	Measured Value (dB)	Deviated Value (dB)	Acceptance Limits (dB)
Fast	0.25	1	108.0	107.9	-0.1	1.5 ; -5.0
	2	8	117.0	117.0	0.0	1.0 ; -2.5
	200	800	134.0	134.1	0.1	±1.0
Slow	2	8	108.0	108.0	0.0	1.5 ; -5.0
	200	800	127.6	127.6	0.0	±1.0
SEL	0.25	1	99.0	98.9	-0.1	1.5 ; -5.0
	2	8	108.0	108.0	0.0	1.0 ; -2.5
	200	800	128.0	128.0	0.0	±1.0

Continuation of Calibration Certificate

Cert. No. : ACL22114
Job No. : VC65AC0060
Pages : 8 of 9

10. Peak C sound level

Number of cycle in test signal	Anticipated Value (dB)	Measured Value, L _{peak} (dB)	Deviated Value (dB)	Acceptance Limits (dB)
Continuous	133.0	133.0	0.0	-
One	136.4	136.3	-0.1	±3.0

Number of cycle in test signal	Anticipated Value (dB)	Measured Value (dB)	Deviated Value (dB)	Acceptance Limits (dB)
Continuous	133.0	133.0	0.0	-
Positive half cycle	135.4	135.1	-0.3	±2.0
Negative half cycle	135.4	135.1	-0.3	±2.0

11. Overload indication

Measured value (dB)		Deviated Value (dB)	Acceptance Limits (dB)
Positive one-half cycle	Negative one-half cycle		
89.4	89.3	-0.1	±1.5

Continuation of Calibration Certificate

Cert. No. : ACL22114
Job No. : VC65AC0060
Pages : 9 of 9

12. High level stability

Frequency Weighting	SLM Display at initial (dB)	SLM Display at final (dB)	Deviated Value (dB)	Acceptance Limits (dB)
A - weight	137.0	137.0	0.0	±0.3

The reported uncertainty is based on a standard uncertainty multiplied by coverage factor $k = 2$ or any value following calculation, providing a level of confidence of approximately 95 %

End of Calibration Certificate

CERTIFICATE OF CALIBRATION

ISSUED BY **Cirrus Research plc**

DATE OF ISSUE **01 December 2022** CERTIFICATE NUMBER **184072**



Cirrus Research plc
Acoustic House
Bridlington Road
Hunmanby
North Yorkshire
YO14 0PH
United Kingdom

REVIEW BY	<i>M. Makom P.</i>
APPROVED BY	<i>[Signature]</i>
NEXT CAL. DATE	<i>1/12/23</i>

Page 1 of 1

Test engineer:
 Terry Goodrich
 Electronically signed:

T. A. Goodrich

doseBadge Reader

Instrument

Manufacturer: **Cirrus Research plc**
 Model Number: **RC:110A**

Serial Number: **73729**

Notes:

Calibration Procedure

The tests were carried out in accordance with the requirements of IEC 60942:2003 where applicable.

Date of Calibration: **01 December 2022**

Functionality Results

Function	Result
Keypad	Pass
Battery Power	Pass
Display	Pass
Communication	Pass
2 way IR link	Pass
Clock	Pass

Calibration Results

	Level (dB)	Frequency (Hz)	Distortion (% THD + Noise)
Result	113.96	998.2	0.64
Uncertainty	± 0.11	± 0.14	± 0.10
Tolerances	± 0.60	± 2.00	± 4.00

No adjustments were made during this calibration.

Environmental Conditions

Pressure: **102.11 kPa**
 Temperature: **23.5 °C**
 Humidity: **35.2 %**

Notes

This certificate provides traceability of measurement to the SI system of units and/or to units of measurement realised at the National Physical Laboratory or other recognised national metrology institutes. This certificate may not be reproduced other than in full, except with the prior written approval of the issuing laboratory. The results within this certificate relate only to the items calibrated. The reported expanded uncertainty is based on a standard uncertainty multiplied by a coverage factor $k=2$, providing a coverage probability of approximately 95%.



TECHNOLOGY PROMOTION ASSOCIATION (THAILAND-JAPAN)
CORPORATE SERVICES 3: EQUIPMENT CALIBRATION AND TESTING SERVICES
534/4 PATTANAKARN ROAD SOI 18, SUANLUANG, SUANLUANG BANGKOK 10250
TEL. 0-2717-3000-27 FAX. 0-2719-9484

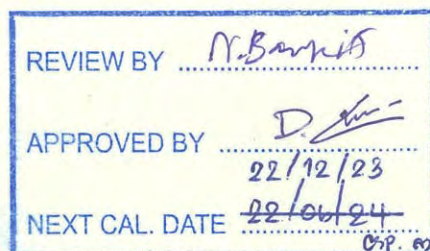


Cert.No.: 22CH1733

Page.: 1 of 3

Certificate of Calibration

Equipment :	pH Meter
Manufacturer :	Mettler Toledo
Model :	SevenExcellence
Serial No. :	B834291445
ID No. :	RYG_EN0152
Condition As-Received:	Used Item
Received Date :	21 December 2022
Calibration Date :	22 December 2022
Reference :	2212-0602DSC-1
Submitted by :	ALS Laboratory Group (Thailand) Co.,Ltd. Rayong Branch 616/10 Moo 5 T.Maenam Khu, A.Pluakdaeng, Rayong 21140, Thailand
Ambient Temperature :	(25 ± 2.5) °C
Relative Humidity :	(50 ± 15) %
Calibration Procedure :	In - house method : - CP-CH5 by direct measurement with standard voltage calibrator and direct measurement with certified reference material (CRM) - CP-CH8 by comparison with standard thermometer



Calibrated by : Warakorn Lerngagtrakul

Approved by :

Malee Butkruea

Approved Signatory

- (☒) Malee Butkruea
(☐) Saithip Meangmai
(☐) Warakorn Lerngagtrakul

Issue Date : 26 December 2022

The Uncertainties are for a confidence probability of approximately 95%

This certificate may not be reproduced other than in full, except with the prior written
Approval of the head of Corporate Services 3 : Equipment Calibration and Testing Services.



Cert.No.: 22CH1733

Page.: 2 of 3

Condition of this calibration result

1. Reference Standard Instrument : -

<u>Instrument</u>	<u>Serial No.</u>	<u>ID No.</u>	<u>Cert. No.</u>	<u>Due Date</u>
1) Document Process Calibrator	54030049	130RC116	22E2769	24 Aug 2023
2) Ref. Standard Thermometer	4982054	110RC044	22I1306	27 Oct 2023

This certification is traceable to the International System of Unit maintained at:-

- Traceable to National Institute of Metrology (Thailand), NIMT

2. Certified Reference Materials : The measurement results are traceable to SI through CPA chem Ltd.,
ANSI-ASQ National Accreditation Board, Accredited No. AR-1835

<u>Buffer Solution</u>	<u>Manufacturer</u>	<u>Lot No.</u>	<u>Exp. date</u>
pH 4.008	CPA chem	826588	09 July 2024
pH 6.987	CPA chem	823322	20 June 2023
pH 10.008	CPA chem	826590	09 July 2023

3. This certificate is valid only to the item calibrated on date and place of calibration.

Calibration Results

Function : mV Measurement

Performing standard curve by Fluke at pH (4,7,10)

Unit Under Calibration	Nominal Value	Standard Voltage Input	Actual Reading		Uncertainty of Measurement (±mV)	Coverage factor <i>k</i>
	pH	mV	mV	pH		
pH Meter S/N.: B834291445	4.000	177.48	177.3	4.000	0.058	2.00
	7.000	0.00	-0.1	7.000	0.058	2.00
	10.000	-177.48	-177.5	10.000	0.058	2.00

Malu



Cert.No.: 22CH1733

Page.: 3 of 3

Calibration Results**Function : pH Measurement**

Performing three buffers standard curve by using buffer nominal pH (4,7,10)

Unit Under Calibration	Standard pH Buffer Solution	Actual pH Reading	Actual mV Reading (mV)	Uncertainty of pH measurement (\pm)	Coverage factor k
pH Electrode	4.008	4.011	185.2	0.0052	2.06
S/N.: 1475518	6.987	6.990	10.4	0.0088	2.00
	10.008	10.014	-166.5	0.0072	2.00

Function : Temperature Measurement**(*) Without adjustment**

This equipment was connected with Temperature Probe;

- Model : InLab Expert Pro-ISM

- Serial No. : 1475518

Dimension of probe;

- Length : 120 mm.

- Diameter : 12 mm.

- Immersion Depth : 100 mm.

Calibration Point ($^{\circ}\text{C}$)	Standard Temperature ($^{\circ}\text{C}$)	UUC* Reading ($^{\circ}\text{C}$)	Error ($^{\circ}\text{C}$)	Uncertainty of measurement (\pm $^{\circ}\text{C}$)	Coverage factor k
25.0	25.001	24.9	-0.101	0.13	2.00

Remark : - UUC* = Unit Under Calibration

The reported uncertainty of measurement was based on a standard uncertainty multiplied by a coverage factor k , providing a level of confidence of approximately 95 %.

-o0o-

Malu



TECHNOLOGY PROMOTION ASSOCIATION (THAILAND-JAPAN)
CORPORATE SERVICES 3: EQUIPMENT CALIBRATION AND TESTING SERVICES
534/4 PATTANAKARN ROAD SOI 18, SUANLUANG, SUANLUANG, BANGKOK 10250
TEL. 0-2717-3000-24 FAX. 0-2719-9484



Certificate of Calibration

Certificate No. : 22E4098

Page : 1 of 2

Equipment : pH Meter
Manufacturer: Mettler Toledo
Model : SevenExcellence
Serial No.: B834291445
ID No.: RYG_EN0152
Condition As-Received: Used Item
Received Date: 21 December 2022
Calibration Date: 23 December 2022

This certificate may not be reproduced other than in full,
except with the prior written approval of the head of
Corporate Services 3: Equipment Calibration and Testing Services.

Reference: 2212-0602DSC
Ambient Temperature: (23 \pm 2) °C
Relative Humidity: (50 \pm 10) %
Submitted by: ALS Laboratory Group (Thailand) Co.,Ltd. Rayong Branch
616/10 Moo 5, T.Maenam Khu, A.Pluakdaeng,
Rayong 21140, Thailand

Procedure used: Calibration were conducted using In-house calibration Procedure CP-E17 According to direct measurement method with Multi-Product Calibrator.

Condition of this result of calibration

1.Reference standards instruments :

<u>Instrument</u>	<u>Model</u>	<u>Serial No.</u>	<u>Certificate No.</u>	<u>Due Date</u>
1) Multi-Product Calibrator	5500A	6315011	22E1431	05 May 2023

2.This result of calibration was made on requested at the point specified by customer.

3.The certificate is valid only to the item calibrated on date and place of calibration.

4.This Certification is traceable to the International System of Unit maintained at:-

-National Institute of Metrology Thailand (NIMT)

Calibrated by : Wutchareeporn Wongchutikrane
Issue Date : 26 December 2022

Approved Signatory :

☒ Phalinee Prabpaipal

[] Nuntawat Khamchai

[] Pornthippa Tameyakul

B 0304803



Cert. No.: 22E4098

Page.: 2 of 2

Result of calibration :- (*) Without adjustment () After adjustment

Function:	DC voltage measuremer		Range:	2000	mV	
	<u>Standard Value</u>		<u>UUC* Reading</u>		<u>Error</u>	<u>Uncertainty</u>
	(mV)		(mV)		(mV)	($\pm \mu V$)
	-200.0000		-200.0		0.0	72
	-150.0000		-150.0		0.0	69
	-100.0000		-100.0		0.0	65
	-50.0000		-50.0		0.0	62
	0.0000		0.0		0.0	58
	50.0000		50.0		0.0	62
	100.0000		100.0		0.0	65
	150.0000		150.0		0.0	69
	200.0000		199.9		-0.1	72

The reported uncertainty of measurement was based on a standard uncertainty multiplied by a coverage factor $k=2$, providing a level of confidence of approximately 95 %

*UUC= Unit Under Calibration.

-o0o-

ag ✓

a 1140616



TECHNOLOGY PROMOTION ASSOCIATION (THAILAND-JAPAN)
CORPORATE SERVICES 3 : EQUIPMENT CALIBRATION AND TESTING SERVICES


534/4 PATTANAKARN ROAD SOI 18, SUANLUANG, SUANLUANG BANGKOK 10250

TEL. 0-2717-3000 FAX. 0-2719-9484

Cert.No.: 22TW34

Page.: 1 of 2

Certificate of Testing

Equipment :	DO Meter
Manufacturer :	YSI
Model :	5000-115V
Serial No. :	15E102796
ID No. :	RYG_EN0032
Received Date :	11 February 2022
Test Date :	14 February 2022
Reference :	2202-0404DSC-4
Submitted by :	ALS Laboratory Group (Thailand) Co.,Ltd. (Rayong Branch) 616/10 Moo 5 T.Maenam Khu, A.Pluakdaeng, Rayong 21140, Thailand
Laboratory Condition :	Temperature (25 ± 5) °C Humidity (50 ± 20) %
Test Procedure :	In - house method : CP-CH9 by Comparison Technique with Azide Modification Method
Tested by :	Walalak Sirithean
Approved by :	 Approved Signatory
() Malee Butkruea	
(<input checked="" type="checkbox"/>) Saithip Meangmai	
() Warakorn Lerngagtrakul	
Issue Date :	18 February 2022

REVIEW BY	<u>N. Bannit</u>
APPROVED BY	<u>D. Chai</u>
NEXT CAL. DATE	<u>15/8/23</u>



Cert.No.: 22TW34

Page.: 2 of 2

Result : Dissolved Oxygen Meter Adjustment With Air 100 %

Dissolved Oxygen Probe No.: 15E100464

Titration Method (Azide Modification Method) (mg/L)	DO Meter Reading (mg/L)	Standard Deviation (mg/L)
8.02	8.02	0.0084

This report was certified only for the instrument we tested. It is allowable to use for study the system efficiency, The environmental impact control and present to organization it may concerned Intend to use for advertising and referral purpose is prohibited. This report may not be reproduced other in full, without written approval of the laboratory

-o0o-

Saithip



TECHNOLOGY PROMOTION ASSOCIATION (THAILAND-JAPAN)
CORPORATE SERVICES 3: EQUIPMENT CALIBRATION AND TESTING SERVICES
534/4 PATTANAKARN ROAD SOI 18, SUANLUANG, SUANLUANG BANGKOK 10250
TEL. 0-2717-3000-27 FAX. 0-2719-9484



Cert. No.: 22LM12

Page.: 1 of 2

Certificate of Calibration

Equipment : DO Meter with Sensor

Manufacturer : YSI

Model : 5000-115V

Serial No. : 15E102796

ID No. : RYG_EN0032

Submitted by : ALS Laboratory Group (Thailand) Co.,Ltd. (Rayong Branch)
616/10 Moo 5 T.Maenam Khu, A.Pluakdaeng,
Rayong 21140, Thailand

Location : TPA On Site Calibration Laboratory

Received Order : 11 February 2022

Calibrated Date : 21 February 2022

Ambient Temperature : (26 ± 10) °C

Relative Humidity : (50 ± 30) %

AC Line Voltage : (220 ± 22) V

Calibrated by : Kunchit Promprat

Approved by : Malee Butkruea
Approved Signatory

() Pornthippa Tameyakul
(✓) Malee Butkruea
() Suwit Imjai

Issue Date : 21 February 2022

The Uncertainties are for a confidence probability of approximately 95%

This certificate may not be reproduced other than in full, except with the prior written
Approval of the head of Corporate Services 3 : Equipment Calibration and Testing Services.

A 0038008



Equipment : DO Meter with Sensor

Condition As-Received : Used Item

Reference : 2202-0404DSC-5

Cert. No.: 22LM12

Page.: 2 of 2

Procedure Used :-

Calibration were conducted using in-house calibration procedure CP-OT01 according to comparison with Industrial Platinum Resistance Thermometer (IPRT) into Temperature Bath.

The temperature scale used was based on ITS-90.

Condition of this result of calibration

1. Reference standard instrument:-

<u>Instrument</u>	<u>Model</u>	<u>Serial No.</u>	<u>Cert. No.</u>	<u>Due Date</u>
1) Digital Thermometer	1523	2188080	2111273	22 Nov 2022

2. This certificate is valid only to the item calibrated on date and place of calibration.

3. This certification is traceable to the International System of Unit.

Result of Calibration :- (*) Without Adjustment

Function : Temperature measurement.

This instrument was connected with temperature sensor, S/N.: 15E100464

<u>Calibration Point</u> (°C)	<u>Immersion Depth</u> (mm)	<u>Standard Temperature</u> (°C)	<u>UUC* Reading</u> (°C)	<u>Error</u> (°C)	<u>Uncertainty</u> (± °C)	<u>Coverage Factor</u> <i>k</i>
20.00	45	20.001	19.88	-0.121	0.15	2.00

UUC* : Unit Under Calibration

The reported uncertainty of measurement was based on a standard uncertainty multiplied by a coverage factor *k*, providing a level of confidence of approximately 95 %.

-o0o-

Mahu



TECHNOLOGY PROMOTION ASSOCIATION (THAILAND-JAPAN)
CORPORATE SERVICES 3: EQUIPMENT CALIBRATION AND TESTING SERVICES
534/4 PATTANAKARN ROAD SOI 18, SUANLUANG, SUANLUANG BANGKOK 10250
TEL. 0-2717-3000-27 FAX. 0-2719-9484



Cert. No.: 22TM317

Page.: 1 of 3

Certificate of Calibration

Equipment : Low Temp. Incubator

Manufacturer : Memmert

Model : IPP750

Serial No. : V818.0084

ID No. : RYG_EN0154

Submitted by : ALS Laboratory Group (Thailand) Co.,Ltd.
(Rayong Branch)
616/10 Moo 5 T.Maenam Khu,
A.Pluakdaeng, Rayong 21140, Thailand

Location : BOD Room

Received Order : 22 April 2022

Calibration Date : 22 April 2022

Ambient Temperature : (26 ± 10) °C

Relative Humidity : (50 ± 30) %

Calibrated by : Man Pattanapongpaiboon

REVIEW BY	<i>N. Banvit</i>
APPROVED BY	<i>D. [Signature]</i>
NEXT CAL. DATE	21/10/23

Approved by :

Manu

Approved Signatory

- () Pornthippa Tameyakul
(/) Malee Butkruea
() Suwit Imjai

Issue Date :

3 May 2022

The Uncertainties are for a confidence probability of approximately 95%

This certificate may not be reproduced other than in full, except with the prior written
Approval of the head of Corporate Services 3 : Equipment Calibration and Testing Services.

A 0040735



Equipment : Low Temp. Incubator

Condition As-Received : Used Item

Reference : 2204-0146OC-1

Cert. No.: 22TM317

Page.: 2 of 3

Procedure Used :-

Calibration were conducted using calibration procedure CP-OT02 according to direct measurement

The temperature scale used was based on ITS-90.

Condition of this result of calibration

1. Reference standard instrument:-

Instrument	Model	Serial No.	Cert. No.	Due Date
1) Data Acquisition	34970A	MY44031769	21LM12	02 Sep 2022

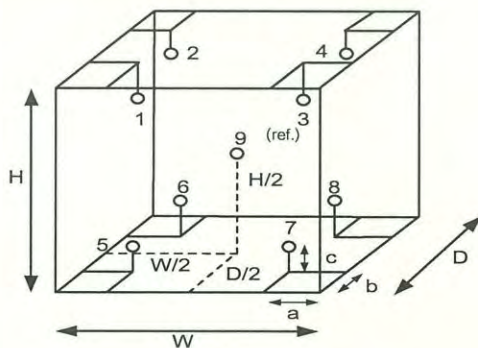
2. This certificate is valid only to the item calibrated on date and place of calibration.

3. This certification is traceable to the International System of Unit.

Result of Calibration :- (*) Without Adjustment

Function of UUC* : Temperature Source

Fresh air setting : Close



Environment during calibration		
	Beginning	Finished
Temp. (°C)	25	25
REL.Humid. (%)	54	58
AC Supply (Volt)	221	223

Probe Installation Details :

a = 10 cm
b = 10 cm
c = 10 cm

Dimension of Chamber :

D = 0.60 m
W = 1.0 m
H = 1.2 m
Capacity = 0.75 m³

Position :	Ref. Std. ID No.:
1	9RTD-2/1
2	9RTD-2/2
3	9RTD-2/3
4	9RTD-2/4
5	9RTD-2/5
6	9RTD-2/6
7	9RTD-2/7
8	9RTD-2/8
9 (ref.)	9RTD-2/9

Malu



Equipment : Low Temp. Incubator
Condition As-Received : Used Item
Reference : 2204-0146OC-1
Result of Calibration :- (*) Without Adjustment

Cert. No.: 22TM317

Page.: 3 of 3

Function of UUC* : Temperature Source

Fresh air setting : Close

Calibration Point (°C)	UUC* Setting (°C)	UUC* Reading (°C)	Temperature stability (± °C)	Temperature uniformity (°C)	Overall Variation (°C)	Uncertainty (± °C)	Coverage Factor <i>k</i>
20.0	20.0	20.0	0.022	0.20	0.22	0.30	2

Calibration Point (°C)	Measured Temperature (°C)								
	Position								
	1	2	3	4	5	6	7	8	9 (ref.)
20.0	20.209	20.174	20.199	20.110	20.075	20.062	20.027	20.069	20.030

Average* : The average of 30 values in each position.

Temperature stability : One-half of the greatest maximum difference of measured temperature at any one sensor.

Temperature uniformity : The maximum difference of measured temperatures at any sensors and the measured temperature at the reference location which are observed at the same time or at as close an observation time as possible to determine the temperature pattern or homogeneity within the chamber under steady-state conditions.

Overall Variation : The Difference of the maximum and minimum measured temperatures throughout observation.

UUC* : Unit Under Calibration

Note : The reported uncertainty of measurement was included stability and excluded uniformity .

The reported uncertainty of measurement was based on a standard uncertainty multiplied by a coverage factor *k*, providing a level of confidence of approximately 95 %.

-o0o-

Malu

Sartorius (Thailand) Co., Ltd.

129 Rama 9 Road, Huaykwang, Huaykwang, Bangkok 10310

Tel: +66 2643 8361-6, e-mail: service.thailand@sartorius.com



NSC-TISI-TIS 17025

CALIBRATION 0426

SARTORIUSREVIEW BY Thavitall.APPROVED BY D. [Signature]NEXT CAL. DATE 01/03/24

Certificate of Calibration

Model Number : MSE224S-100-DUCertificate No. : 23BCI0112Description : Analytical BalanceIssued Date : Friday, March 03, 2023Serial Number : 0026207038Reference No. : 204833ID No. : RYG_EN0002Manufacturer : SartoriusPage No. : 1 of 2Customer Name : ALS Laboratory Group (Thailand) Co., Ltd. (Rayong Branch)616/10 Moo 5 T.Maenam Khu, A.Pluak Daeng, Rayong 21140, Thailand.Calibrated Place : ALS Laboratory Group (Thailand) Co., Ltd.(Balance Room)616/10 Moo 5 T.Maenam Khu, A.Pluakdaeng, Rayong.21140, Thailand.Calibrated By : Mr.Chonchai InthanaCalibration Date : Wednesday, March 01, 2023

Calibration

Procedure No. : This calibration was conducted byUsing in-house calibration procedure number (WI-003)Based on UKAS LAB 14 : 2019**Metrological data :**Capacity : 220 g Readability : 0.0001 g**Ambients Conditions:**Temperature : 23.6 °C ± 5.0 °CHumidity : 60.0 % RH ± 10.0 % RHPressure : — ± —**Reasons for calibration**☐ New Installation ☐ Service / Repaired ☒ Re-calibration/ MaintenanceEquipment Condition: ☒ Good Operate ☐ Fair**Measurement Method UKAS Publication Ref :Lab 14**

The measurement uncertainty stated is the expended uncertainty which is obtained from the standard uncertainty multiplied by the coverage factor (k=2) to provide a level of confidence of approximately 95%. It is determined in accordance with the Guide to Expression of Uncertainty in Measurement (GUM). The calibration certificate documents the traceability to National Standards, which realise the unit of measurement according to the International Standard System of Units (SI). Report of Tolerance came from list of Sartorius Metrological Specifications.

Traceability:

Model Number	Description	Traceability	Certificate No.	Due Date
YCS011-522-00	Sartorius weight set 1mg - 5000g E2,YCS011-522-00	SPC-RT	C02212565	14-Sep-2023
MHB-382SD	Humidity/Barometer/Temp Lutron MHB-382SD	DKSH	C19220444	5-Sep-2023

This certificate relate and apply this equipment only.

This certificate may not be reproduced other than in full except with the prior written approval of the Verification Operation Division Sartorius (Thailand) Co., Ltd.

Mr.chonchai Inthana(Technical Manager)

S
T
A
M
P

Certificate of Calibration

Model Number : MSE224S-100-DU

Certificate No. : 23BCI0112

Description : Analytical Balance

Issued Date : Friday, March 03, 2023

Serial Number : 0026207038

Reference No. : 204833

ID No. : RYG_EN0002

Manufacturer : Sartorius

Page No. : 2 of 2

Calibration Results : Without Adjustment

Repeatability

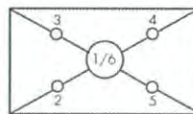
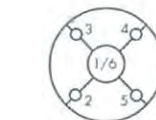
The reproducibility is the ability of a weighing instrument to display nearly identical readouts under constant test conditions when the same load within a measurement series is placed repeatedly on the weighing pan in the same manner. The standard deviation is used to express reproducibility quantitatively.

Nominal Value : (Low Load)	20.0000	199.9999
20 g	20.0000	200.0000
Tolerance	20.0000	199.9999
0.0001 g	20.0000	200.0000
	20.0000	199.9999
Nominal Value : (High Load)	20.0000	199.9999
200 g	19.9999	200.0000
Tolerance	20.0000	200.0000
0.0001 g	20.0000	199.9999
	20.0000	200.0000
Standard Deviation	0.00003	0.00005

Eccentricity (Off-center loading error)

The off-center loading error is yielded by the difference between the readout of the load, i.e. 1/3 or 1/4 of maximum capacity, placed in the middle of the weighing pan and between each of four additional measurement points (positions defined according to OIML R76).

Nominal value : 100 g
Tolerance 0.0004 g



	Difference
1	—
2	-0.0001
3	-0.0001
4	0.0001
5	0.0002
6	-

Linearity

The linearity, also called linearity error. Describes the deviation of the characteristic curve of a weighing instrument from the linear slope.

Tolerance 0.0002 g

Nominal Value (g)	Conventional Mass Value (g)	Displayed Value (g)	Deviation (g)	Uncertainty (g)
0.01	0.0100	0.0100	0.0000	0.00014
0.05	0.0500	0.0500	0.0000	0.00014
0.1	0.1000	0.1000	0.0000	0.00014
0.5	0.5000	0.5000	0.0000	0.00014
1	1.0000	1.0000	0.0000	0.00014
5	5.0000	5.0000	0.0000	0.00014
10	10.0000	10.0001	0.0001	0.00014
20	20.0000	20.0000	0.0000	0.00024
50	50.0000	50.0000	0.0000	0.00015
100	100.0000	99.9999	-0.0001	0.00019
200	200.0000	200.0000	0.0000	0.00032

End of Report.



TECHNOLOGY PROMOTION ASSOCIATION (THAILAND-JAPAN)
CORPORATE SERVICES 3: EQUIPMENT CALIBRATION AND TESTING SERVICES
534/4 PATTANAKARN ROAD SOI 18, SUANLUANG, SUANLUANG BANGKOK 10250
TEL. 0-2717-3000-27 FAX. 0-2719-9484



Cert. No.: 22TM1517

Page : 1 of 3

Certificate of Calibration

Equipment : Hot Air Oven

Manufacturer : Memmert

Model : UFE 500

Serial No. : G511.1572

ID No. : RYG_EN0010

Submitted by : ALS Laboratory Group (Thailand) Co.,Ltd. (Rayong Branch)
616/10 Moo 5 T. Maenam Khu,
A. Pluakdaeng,
Rayong 21140 Thailand

Location : Oven Room

Received Order : 20 October 2022

Calibration Date : 20 October 2022

Ambient Temperature : (26 ± 10) °C

Relative Humidity : (50 ± 30) %

Calibrated by : Man Pattanapongpaiboon

REVIEW BY Thanitall

APPROVED BY D. Man

NEXT CAL. DATE 20/04/24

Approved by :

Man

Approved Signatory

- () Pornthippa Tameyakul
(✓) Malee Butkruea
() Suwit Imjai

Issue Date :

2 November 2022

The Uncertainties are for a confidence probability of approximately 95%

This certificate may not be reproduced other than in full, except with the prior written
Approval of the head of Corporate Services 3 : Equipment Calibration and Testing Services.



Equipment : Hot Air Oven
 Condition As-Received : Used Item
 Reference : 2210-0376OC-2

Cert. No.: 22TM1517
 Page : 2 of 3

Procedure Used :-

Calibration were conducted using calibration procedure CP-OT02 according to direct measurement method with Data Acquisition which connected with Resistance Temperature Detector (RTD) and Thermocouple Type T.

The temperature scale used was based on ITS-90.

Condition of this result of calibration

1. Reference standard instrument:-

Instrument	Model	Serial No.	Cert. No.	Due Date
1) Data Acquisition	34972A	MY49023932	22LM97	29 Jul 2023

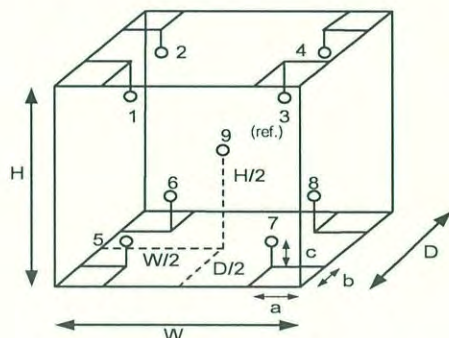
2. This certificate is valid only to the item calibrated on date and place of calibration.

3. This certification is traceable to the International System of Unit.

Result of Calibration :- (*) Without Adjustment

Function of UUC* : Temperature Source

Fresh air setting : Close



Environment during calibration		
	Beginning	Finished
Temp. (°C)	25	25
REL.Humid. (%)	54	59
AC Supply (Volt)	223	225

Ref. Std. ID No.: @ Calibration Point

Position :	(180) °C	(104) °C
1	21-16TC-01	20-16RTD-01
2	21-16TC-02	20-16RTD-02
3	21-16TC-03	20-16RTD-03
4	21-16TC-04	20-16RTD-04
5	21-16TC-05	22-16RTD-05
6	21-16TC-06	20-16RTD-06
7	21-16TC-07	20-16RTD-07
8	21-16TC-08	22-16RTD-08
9 (ref.)	21-16TC-09	22-16RTD-09

Probe Installation Details :

Dimension of Chamber :

a =	5.0	cm	D =	0.40	m
b =	5.0	cm	W =	0.56	m
c =	5.0	cm	H =	0.48	m
			Capacity =	0.11	m ³

Malu



Equipment : Hot Air Oven
Condition As-Received : Used Item
Reference : 2210-0376OC-2
Result of Calibration :- (*) Without Adjustment
Function of UUC* : Temperature Source
Fresh air setting : Close

Cert. No.: 22TM1517

Page : 3 of 3

Calibration Point (°C)	UUC* Setting (°C)	UUC* Reading (°C)	Temperature stability (± °C)	Temperature uniformity (°C)	Overall Variation (°C)	Uncertainty (± °C)	Coverage Factor <i>k</i>
104.0	104.0	104.0	0.076	0.52	0.60	0.42	2
180.0	180.0	180.0	0.13	0.88	1.2	1.1	2

Calibration Point (°C)	Measured Temperature (°C)								
	Position								
	1	2	3	4	5	6	7	8	9 (ref.)
104.0	103.768	103.734	103.723	103.800	104.215	104.131	104.132	103.740	103.747
180.0	179.723	179.359	179.439	179.489	180.361	180.114	180.131	180.243	179.605

Average* : The average of 30 values in each position.

Temperature stability : One-half of the greatest maximum difference of measured temperature at any one sensor

Temperature uniformity : The maximum difference of measured temperatures at any sensors and the measured temperature at the reference location which are observed at the same time or at as close an observation time as possible to determine the temperature pattern or homogeneity within the chamber under steady-state conditions.

Overall Variation : The Difference of the maximum and minimum measured temperatures throughout observation

UUC* : Unit Under Calibration

Note : The reported uncertainty of measurement was included stability and excluded uniformity .

The reported uncertainty of measurement was based on a standard uncertainty multiplied by a coverage factor *k*, providing a level of confidence of approximately 95 %.

-o0o-

Malu .



TECHNOLOGY PROMOTION ASSOCIATION (THAILAND-JAPAN)
CORPORATE SERVICES 3: EQUIPMENT CALIBRATION AND TESTING SERVICES
534/4 PATTANAKARN ROAD SOI 18, SUANLUANG, SUANLUANG BANGKOK 10250
TEL. 0-2717-3000-27 FAX. 0-2719-9484



Cert. No.: 22TM1492

Page : 1 of 3

Certificate of Calibration

Equipment :	Hot Air Oven
Manufacturer :	Memmert
Model :	UM 400
Serial No. :	b495.0899
ID No. :	RYG_EN0006
Submitted by :	ALS Laboratory Group (Thailand) Co.,Ltd. (Rayong Branch) 616/10 Moo 5, T. Maenam Khu, A. Pluakdaeng, Rayong 21140, Thailand
Location :	Oven Room
Received Order :	20 October 2022
Calibration Date :	20 October 2022
Ambient Temperature :	(26 ± 10) °C
Relative Humidity :	(50 ± 30) %

Calibrated by : Preecha Hlahib

Approved by :

Malu.
Approved Signatory

- (☒) Pornthippa Tameyakul
(☒) Malee Butkruea
(☐) Suwit Imjai

Issue Date : 2 November 2022

The Uncertainties are for a confidence probability of approximately 95%

This certificate may not be reproduced other than in full, except with the prior written
Approval of the head of Corporate Services 3 : Equipment Calibration and Testing Services.



Equipment : Hot Air Oven
 Condition As-Received : Used Item
 Reference : 2210-0376OC-1

Cert. No.: 22TM1492
 Page : 2 of 3

Procedure Used :-

Calibration were conducted using calibration procedure CP-OT02 according to direct measurement method with Data Acquisition which connected with Resistance Temperature Detector (RTD).

The temperature scale used was based on ITS-90.

Condition of this result of calibration

1. Reference standard instrument:-

Instrument	Model	Serial No.	Cert. No.	Due Date
1) Data Acquisition	34970A	MY44035217	21LM30	23 Dec 2022

2. This certificate is valid only to the item calibrated on date and place of calibration.

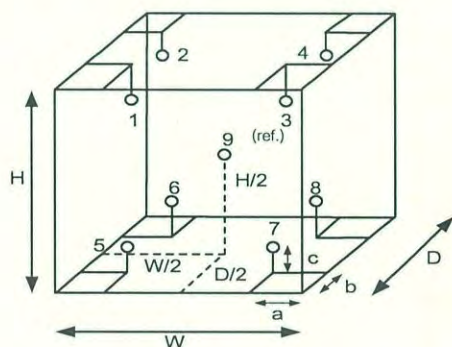
3. This certification is traceable to the International System of Unit.

Result of Calibration :- (*) Without Adjustment

Function of UUC* : Temperature Source

Fresh air setting : Close

Environment during calibration		
	Beginning	Finished
Temp. (°C)	28	29
REL.Humid. (%)	43	47
AC Supply (Volt)	220	221



Position :	Ref. Std. ID No.:
1	18-10RTD-01
2	18-10RTD-02
3	18-10RTD-03
4	18-10RTD-04
5	18-10RTD-05
6	18-10RTD-06
7	18-10RTD-07
8	18-10RTD-08
9 (ref.)	18-10RTD-09

Probe Installation Details :

a = 5.0 cm
 b = 5.0 cm
 c = 5.0 cm

Dimension of Chamber :

D = 0.33 m
 W = 0.40 m
 H = 0.40 m
 Capacity = 0.053 m³

Malu



Equipment : Hot Air Oven
Condition As-Received : Used Item
Reference : 2210-0376OC-1
Result of Calibration :- (*) Without Adjustment
Function of UUC* : Temperature Source
Fresh air setting : Close

Cert. No.: 22TM1492

Page : 3 of 3

Calibration Point (°C)	UUC* Setting (°C)	UUC* Reading (°C)	Temperature stability (± °C)	Temperature uniformity (°C)	Overall Variation (°C)	Uncertainty (± °C)	Coverage Factor <i>k</i>
70.0	70.0	70.0	0.079	0.47	0.77	0.42	2

Calibration Point (°C)	Measured Temperature (°C)								
	Position								
	1	2	3	4	5	6	7	8	9 (ref.)
70.0	70.262	69.995	70.079	70.177	70.664	70.039	70.688	70.149	70.328

Average* : The average of 30 values in each position.

Temperature stability : One-half of the greatest maximum difference of measured temperature at any one sensor.

Temperature uniformity : The maximum difference of measured temperatures at any sensors and the measured temperature at the reference location which are observed at the same time or at as close an observation time as possible to determine the temperature pattern or homogeneity within the chamber under steady-state conditions.

Overall Variation : The Difference of the maximum and minimum measured temperatures throughout observation.

UUC* : Unit Under Calibration

Note : The reported uncertainty of measurement was included stability and excluded uniformity .

The reported uncertainty of measurement was based on a standard uncertainty multiplied by a coverage factor *k*, providing a level of confidence of approximately 95 %.

-o0o-

Malu.



TECHNOLOGY PROMOTION ASSOCIATION (THAILAND-JAPAN)
CORPORATE SERVICES 3: EQUIPMENT CALIBRATION AND TESTING SERVICES
534/4 PATTANAKARN ROAD SOI 18, SUANLUANG, SUANLUANG BANGKOK 10250
TEL. 0-2717-3000-27 FAX. 0-2719-9484



Cert. No.: 22TM1491

Page : 1 of 3

Certificate of Calibration

Equipment :	Water Bath
Manufacturer :	Memmert
Model :	WNB22
Serial No. :	L513.0648
ID No. :	RYG_EN0061
Submitted by :	ALS Laboratory Group (Thailand) Co.,Ltd. (Rayong Branch) 616/10 Moo 5, T. Maenam Khu, A. Pluakdaeng, Rayong 21140, Thailand
Location :	Wet Chemistry Lab
Received Order :	20 October 2022
Calibration Date :	20 October 2022
Ambient Temperature :	(26 ± 10) °C
Relative Humidity :	(50 ± 30) %
Calibrated by :	Preecha Hlahib



Approved by :

Approved Signatory

- () Pornthippa Tameyakul
(✓) Malee Butkruea
() Suwit Imjai

Issue Date :

2 November 2022

The Uncertainties are for a confidence probability of approximately 95%

This certificate may not be reproduced other than in full, except with the prior written
Approval of the head of Corporate Services 3 : Equipment Calibration and Testing Services.



Equipment : Water Bath
Condition As-Received : Used Item
Reference : 2210-0376OC-4

Cert. No.: 22TM1491

Page : 2 of 3

Procedure Used :-

Calibration were conducted using in-house calibration procedure CP-OT04 according to direct measurement method with Data Acquisition which connected with Industrial Platinum Resistance Thermometer (IPRT).

The temperature scale used was based on ITS-90.

Condition of this result of calibration

1. Reference standard instrument:-

<u>Instrument</u>	<u>Model</u>	<u>Serial No.</u>	<u>Cert. No.</u>	<u>Due Date</u>
1) Data Acquisition	34970A	MY44035217	21LM30	23 Dec 2022

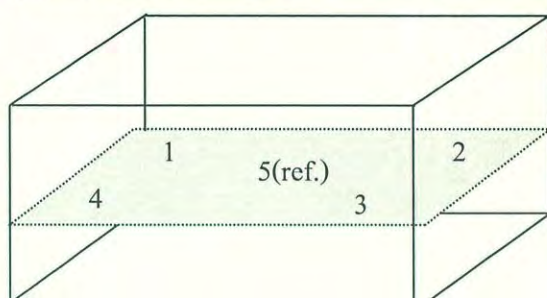
2. This certificate is valid only to the item calibrated on date and place of calibration.

3. This certification is traceable to the International System of Unit.

Result of Calibration :- (*) Without Adjustment

Function of UUC* : Temperature Source

	Environmental		AC Voltage Supply
	(°C)	(%R.H.)	(Volt)
Beginning of Calibration	24	53	222
Finished of Calibration	24	50	221



Front

Position :	Ref. Std. S/N.:
1	N37P300726
2	N37P300727
3	N37P300728
4	N37P300729
5(ref.)	N37P300730

Malu



Equipment : Water Bath
Condition As-Received : Used Item
Reference : 2210-0376OC-4
Result of Calibration :- (*) Without Adjustment
Function of UUC* : Temperature Source

Cert. No.: 22TM1491
Page : 3 of 3

Calibration point (°C)	UUC* Setting (°C)	UUC* Reading (°C)	Average* Standard Reading (°C)				
			Position				
			1	2	3	4	5 (ref.)
85.0	85.0	85.0	84.527	84.563	84.628	84.516	84.580

Calibration point (°C)	Uniformity (°C)	Stability (± °C)	Uncertainty (± °C)	Coverage Factor <i>k</i>
85.0	0.12	0.081	0.18	2

Average* : The average of 30 values in each position.

Uniformity : The maximum difference of measured temperatures at any sensors and the measured temperature at the reference location which are observed at the same time or at as close an observation time as possible to determine the temperature pattern or homogeneity within the chamber under steady-state conditions.

Stability : One-half of the greatest maximum difference of measured temperature at any one probe.


UUC* : Unit Under Calibration

Note : The reported uncertainty of measurement was included stability and excluded uniformity.

The reported uncertainty of measurement was based on a standard uncertainty multiplied by a coverage factor *k*, providing a level of confidence of approximately 95 %.

-o0o-

Malu.



Certificate of Calibration

Equipment: SPECTROPHOTOMETER
Model: DR6000
Serial No. (or ID.): 1627845 (RYG_EN0037)
Manufacturer: HACH
Condition: In Condition

Certificate No.: C06220464
Issued Date: 27 September 2022
Job No.: KSPR2212224
Page: 1 of 3

Customer: ALS Laboratory Group (Thailand) Co., Ltd. (Rayong Branch)
 616/10 Moo 5 T.Maenam Khu,
 A.Pluakdaeng, Rayong 21140, Thailand.

REVIEW BY *N. Banet*
 APPROVED BY *D. ...*
 NEXT CAL. DATE *27/13/24*

Environment Condition: Temperature 23.1 °C ±
 Humidity 65.4 %RH ±

3.2 %RH

Calibration Place: ALS Laboratory Group (Thailand) Co., Ltd. (Rayong Branch) (Wet Chemistry)
 616/10 Moo 5 T.Maenam Khu,
 A.Pluakdaeng, Rayong 21140, Thailand.


Calibration By: Mr. Chattuphon Foithong

Calibration Date: 27 September 2022

The Method used: In house method, CAL-WI-24, base on ASTM E 275-08 and ASTM E 387-04

Traceability: This certificate is traceable to the CRM maintained by National Institute of Standards and Technology (NIST) through Starna Scientific Limited.

The standard for Wavelength Certificate No. 91418 and 91435
 The standard for Photometric Certificate No. 91441 and 101088
 The standard for Stray light Certificate No. 101041 and 101040
 The standard for Spectral resolution Certificate No. 101037


 (Mr. Chattuphon Foithong)
 Person in charge


 (Mr. Thalerngkeat Pounngam)
 Authorized signatory

This certificate is issued the units of measurement according to the International System of Units (SI). It provides traceability of measurement to international or national standard or other recognized national standard laboratories.

The measurement uncertainty stated is the expanded uncertainty which is obtained from the standard uncertainty multiplied by the coverage factor (k=2) to provide a level of confidence of approximately 95%. It is determined in accordance with the Guide to Expression of Uncertainty in Measurement (GUM).

These results may be affected by deviations from specified conditions. The results relate only to the items tested, calibrated or sampled. The report shall not be reproduced except in full without approval of DKSH Technology Limited.

บริษัท ดีเคเอสเอช เทคโนโลยี จำกัด
 DKSH Technology Limited
 2533 ถนนสุขุมวิท แขวงบางจาก เขตพระโขนง กรุงเทพมหานคร 10260
 2533 Sukhumvit Road, Bangchak, Phrakhanong, Bangkok 10260
 Phone: +66 2639 7000 Email: info.calibration@dksh.com Website: www.dksh.com/scientific-thailand

Calibration Results:
Without Adjustment

Wavelength Accuracy (nm), The spectral bandwidth of Std at 2 nm and UUC at 2 nm

Standard Wavelength	Unit Under Calibration	Correction	Uncertainty
418.61	418.4	0.21	0.14
536.66	536.7	-0.04	0.14
637.98	638.3	-0.32	0.14
748.48	748.8	-0.32	0.14
807.03	807.4	-0.37	0.13

Photometric Accuracy (Absorbance)

Wavelength	Standard absorbance	Unit Under Calibration	Correction	Uncertainty
420 nm	0.0000	0.000	0.0000	0.0045
	0.5605	0.563	-0.0025	0.0045
	0.7334	0.737	-0.0036	0.0045
	1.0534	1.057	-0.0036	0.0045
440 nm	0.0000	0.000	0.0000	0.0045
	0.5503	0.553	-0.0027	0.0045
	0.7179	0.720	-0.0021	0.0045
	1.0312	1.034	-0.0028	0.0045
465 nm	0.0000	0.000	0.0000	0.0045
	0.5024	0.506	-0.0036	0.0045
	0.6693	0.672	-0.0027	0.0045
	0.9604	0.964	-0.0036	0.0045
546.1 nm	0.0000	0.000	0.0000	0.0045
	0.5168	0.519	-0.0022	0.0045
	0.6903	0.691	-0.0007	0.0045
	0.9904	0.992	-0.0016	0.0045
590 nm	0.0000	0.000	0.0000	0.0045
	0.5525	0.554	-0.0015	0.0045
	0.7175	0.718	-0.0005	0.0045
	1.0301	1.031	-0.0009	0.0045
635 nm	0.0000	0.000	0.0000	0.0045
	0.5367	0.538	-0.0013	0.0045
	0.6847	0.685	-0.0003	0.0046
	0.9823	0.983	-0.0007	0.0045

Calibration Results:
Without Adjustment
Photometric Accuracy (Absorbance)

Wavelength	Standard absorbance	Unit Under Calibration	Correction	Uncertainty
235 nm	0.0000	0.000	0.0000	0.0080
	0.7423	0.744	-0.0017	0.0083
257 nm	0.0000	0.000	0.0000	0.0080
	0.8609	0.861	-0.0001	0.0084
313 nm	0.0000	0.000	0.0000	0.0080
	0.2895	0.292	-0.0025	0.0080
350 nm	0.0000	0.000	0.0000	0.0080
	0.6381	0.638	0.0001	0.0080

Stray light *

Standard: cut-off	UUC: Wavelength (nm)	UUC: Transmission (%T)	Absorbance (A)
260.67 +/- 0.11 nm	260.7	2.1	1.678
391.94 +/- 0.11 nm	391.9	1.7	1.770

Spectral Resolution *

Nominal Concentration 0.02 % v/v	Peak	Trough	Ratio	SBW
Standard Wavelength (nm)	268.60	266.63	1.39	2.00
UUC: Wavelength (nm)	268.2	266.1		
Std Absorbance (A)	0.4810	0.3176		
Absorbance (A)	0.373	0.268		

* Calibration Marked " Not TISI Accredited " in this Certificate have been included for completeness.

The End of Certificate

ใบตรวจสอบสภาพเครื่องวัดสิ่งแวดล้อม

เลขที่ใบงาน: KSPR2212224

ชนิดเครื่องมือ: SPECTROPHOTOMETER

รุ่น: DR6000

หมายเลขเครื่อง: 1627845

ตรวจสอบ (รับ)		รายการตรวจเช็ค	ตรวจสอบ (ส่ง)		หมายเหตุ
27 Sep 2022			27 Sep 2022		
ปกติ	ไม่ปกติ		ปกติ	ไม่ปกติ	
		General			
<input checked="" type="checkbox"/>	<input type="checkbox"/>	1. ความสมบูรณ์เครื่อง	<input checked="" type="checkbox"/>	<input type="checkbox"/>	
<input checked="" type="checkbox"/>	<input type="checkbox"/>	2. ความสะอาด (ช่องใส่ตัวอย่าง, ภายใน-นอกเครื่อง)	<input checked="" type="checkbox"/>	<input type="checkbox"/>	
<input checked="" type="checkbox"/>	<input type="checkbox"/>	3. สวิตช์ ปิด – เปิด เครื่อง (On-Off Swicth)	<input checked="" type="checkbox"/>	<input type="checkbox"/>	
<input checked="" type="checkbox"/>	<input type="checkbox"/>	4. ปุ่มกด (Keypad)	<input checked="" type="checkbox"/>	<input type="checkbox"/>	
<input checked="" type="checkbox"/>	<input type="checkbox"/>	5. หน้าจอ (Display, Screen Contrast)	<input checked="" type="checkbox"/>	<input type="checkbox"/>	
		Spectrophotometer			
<input type="checkbox"/>	<input type="checkbox"/>	6. แรงดันไฟฟ้า (Battery Backup) >= 2.5 VDC	<input type="checkbox"/>	<input type="checkbox"/>	
<input type="checkbox"/>	<input type="checkbox"/>	7. ตัวหมุนเลือกความยาวคลื่น (Wavelength Control)	<input type="checkbox"/>	<input type="checkbox"/>	
<input checked="" type="checkbox"/>	<input type="checkbox"/>	8. ความยาวคลื่น (Wavelength Check)	<input checked="" type="checkbox"/>	<input type="checkbox"/>	656.1 ได้ 656.1 nm
<input checked="" type="checkbox"/>	<input type="checkbox"/>	9. แหล่งกำเนิดแสง (UV < 3,000 hour)	<input checked="" type="checkbox"/>	<input type="checkbox"/>	
<input checked="" type="checkbox"/>	<input type="checkbox"/>	10. แหล่งกำเนิดแสง (Visible < 5,000 hour)	<input checked="" type="checkbox"/>	<input type="checkbox"/>	
<input checked="" type="checkbox"/>	<input type="checkbox"/>	11. ช่องวัดหลายตัวอย่าง (Carousel Module)	<input checked="" type="checkbox"/>	<input type="checkbox"/>	
		pH Meter and Conductivity Meter			
<input type="checkbox"/>	<input type="checkbox"/>	12. อิเล็กโทรด (Electrode and Connection Cable)	<input type="checkbox"/>	<input type="checkbox"/>	
<input type="checkbox"/>	<input type="checkbox"/>	13. ระดับสารละลายใน Electrode (Level KCl)	<input type="checkbox"/>	<input type="checkbox"/>	
<input type="checkbox"/>	<input type="checkbox"/>	14. ฝาปิดกันปลาย Electrode (Dust Protection Hood)	<input type="checkbox"/>	<input type="checkbox"/>	
<input type="checkbox"/>	<input type="checkbox"/>	15. ขาจับอิเล็กโทรด (Stand)	<input type="checkbox"/>	<input type="checkbox"/>	
		Turbidimeter			
<input type="checkbox"/>	<input type="checkbox"/>	16. ค่าความขุ่นที่ต่ำสุด (No Sample)	<input type="checkbox"/>	<input type="checkbox"/>	
<input type="checkbox"/>	<input type="checkbox"/>	17. ระดับการส่องสว่างของแสง (>= 2.5 ไม่เกิน 3.0)	<input type="checkbox"/>	<input type="checkbox"/>	
		Automatic titrator			
<input type="checkbox"/>	<input type="checkbox"/>	18. สภาพ Piston Burettes	<input type="checkbox"/>	<input type="checkbox"/>	
<input type="checkbox"/>	<input type="checkbox"/>	19. Function Rinsing and Dosing	<input type="checkbox"/>	<input type="checkbox"/>	
<input type="checkbox"/>	<input type="checkbox"/>	20. ระบบท่อสายยางและอุปกรณ์ประกอบ	<input type="checkbox"/>	<input type="checkbox"/>	

เพิ่มเติม/ข้อแนะนำ :

Mr. Chattuphon Foithong

Service Engineer




TECHNOLOGY PROMOTION ASSOCIATION (THAILAND-JAPAN)
CORPORATE SERVICES 3: EQUIPMENT CALIBRATION AND TESTING SERVICES
534/4 PATTANAKARN ROAD SOI 18, SUANLUANG, SUANLUANG BANGKOK 10250
TEL. 0-2717-3000-27 FAX. 0-2719-9484



Cert.No.: 22CH1084

Page.: 1 of 2

Certificate of Calibration

Equipment :	pH Meter
Manufacturer :	Mettler Toledo
Model :	Seven2Go
Serial No. :	C129171492
ID No. :	RYG_FS0549
Condition As-Received:	Used Item
Received Date :	17 August 2022
Calibration Date :	18 August 2022
Reference :	2208-0623DSC-1
Submitted by :	ALS Laboratory Group (Thailand) Co.,Ltd. Rayong Branch 616/10 Moo 5 T.Maenam Khu, A.Pluakdaeng, Rayong 21140, Thailand
Ambient Temperature :	(25 ± 2.5) °C
Relative Humidity :	(50 ± 15) %
Calibration Procedure :	In - house method : - CP-CH5 by direct measurement with standard voltage calibrator and direct measurement with certified reference material (CRM)
Calibrated by :	Warakorn Lerngagtrakul
Approved by :	 Approved Signatory
(<input checked="" type="checkbox"/>) Malee Butkruea	
() Saithip Meangmai	
() Warakorn Lerngagtrakul	
Issue Date :	22 August 2022

REVIEW BY Tanasit.
APPROVED BY Supt S
NEXT CAL. DATE 18/08/23

The Uncertainties are for a confidence probability of approximately 95%

This certificate may not be reproduced other than in full, except with the prior written
Approval of the head of Corporate Services 3 : Equipment Calibration and Testing Services.

A 0044346



Cert. No.: 22CH1084

Page.: 2 of 2

Condition of this calibration result

1. Reference Standard Instrument : -

<u>Instrument</u>	<u>Serial No.</u>	<u>ID No.</u>	<u>Cert. No.</u>	<u>Due Date</u>
1) Document Process Calibrator	54030049	130RC116	21E2682	25 Aug 2022

This certification is traceable to the International System of Unit maintained at:-

- Traceable to National Institute of Metrology (Thailand), NIMT

2. Certified Reference Materials : The measurement results are traceable to SI through CPA chem Ltd.,
ANSI-ASQ National Accreditation Board, Accredited No. AR-1835

<u>Buffer Solution</u>	<u>Manufacturer</u>	<u>Lot No.</u>	<u>Exp. date</u>
pH 4.008	CPA chem	823320	20 June 2024
pH 6.985	CPA chem	794122	14 Feb 2023
pH 10.008	CPA chem	823323	20 June 2023

3. This certificate is valid only to the item calibrated on date and place of calibration.

Calibration Results**Function : mV Measurement****Performing standard curve by Fluke at pH (4,7,10)**

Unit Under Calibration	Nominal Value	Standard Voltage Input	Actual Reading		Uncertainty of Measurement (±mV)	Coverage factor <i>k</i>
	pH	mV	mV	pH		
pH Meter S/N.: C129171492	4.00	177.48	178	4.00	0.58	2.00
	7.00	0.00	0	7.00	0.58	2.00
	10.00	-177.48	-178	10.00	0.58	2.00

Function : pH Measurement**Performing three buffers standard curve by using buffer nominal pH (4,7,10)**

Unit Under Calibration	Standard pH Buffer Solution	Actual pH Reading	Actual mV Reading (mV)	Uncertainty of pH measurement (±)	Coverage factor <i>k</i>
pH Electrode S/N.: 1231783	4.008	4.01	171	0.0086	2.05
	6.985	7.00	-2	0.011	2.00
	10.008	10.00	-174	0.0092	2.00

The reported uncertainty of measurement was based on a standard uncertainty multiplied by a coverage factor *k*, providing a level of confidence of approximately 95 %.

-o0o-

Malu.

a 1121482



TECHNOLOGY PROMOTION ASSOCIATION (THAILAND-JAPAN)
CORPORATE SERVICES 3: EQUIPMENT CALIBRATION AND TESTING SERVICES
534/4 PATTANAKARN ROAD SOI 18, SUANLUANG, SUANLUANG BANGKOK 10250
TEL. 0-2717-3000-27 FAX. 0-2719-9484



Cert. No.: 22LM112

Page.: 1 of 2

Certificate of Calibration

Equipment : pH Meter with Sensor

Manufacturer : Mettler Toledo

Model : Seven2Go

Serial No. : C129171492

ID No. : RYG_FS0549

Submitted by : ALS Laboratory Group (Thailand) Co.,Ltd.
(Rayong Branch)
616/10 Moo 5 T. Maenam Khu, A. Pluakdaeng,
Rayong 21140 Thailand

Location : TPA On Site Calibration Laboratory

Received Order : 17 August 2022


Calibrated Date : 19 August 2022

Ambient Temperature : (26 ± 10) °C

Relative Humidity : (50 ± 30) %

AC Line Voltage : (220 ± 22) V

Calibrated by : Kunchit Promprat

Approved by : 
Approved Signatory

() Pornthippa Tameyakul
() Malee Butkruea
(☒) Suwit Imjai

Issue Date : 24 August 2022

The Uncertainties are for a confidence probability of approximately 95%

This certificate may not be reproduced other than in full, except with the prior written
Approval of the head of Corporate Services 3 : Equipment Calibration and Testing Services.

A 0044522



Equipment : pH Meter with Sensor

Cert. No.: 22LM112

Condition As-Received : Used Item

Page.: 2 of 2

Reference : 2208-0623DSC-3

Procedure Used :-

Calibration were conducted using in-house calibration procedure CP-OT01 according to comparison with Industrial Platinum Resistance Thermometer (IPRT) into Temperature Bath.

The temperature scale used was based on ITS-90.

Condition of this result of calibration

1. Reference standard instrument:-

<u>Instrument</u>	<u>Model</u>	<u>Serial No.</u>	<u>Cert. No.</u>	<u>Due Date</u>
1) Digital Thermometer	1502A	A52847	21I1144	20 Oct 2022

2. This certificate is valid only to the item calibrated on date and place of calibration.

3. This certification is traceable to the International System of Unit.

Result of Calibration :- (*) Without Adjustment

Function : Temperature measurement.

This instrument was connected with temperature sensor, S/N.: 1231783

<u>Calibration Point</u> (°C)	<u>Immersion Depth</u> (mm)	<u>Standard Temperature</u> (°C)	<u>UUC* Reading</u> (°C)	<u>Error</u> (°C)	<u>Uncertainty</u> (± °C)	<u>Coverage Factor</u> <i>k</i>
25.0	120	24.999	25.1	0.101	0.16	2.00
30.0	120	30.001	30.1	0.099	0.16	2.00
40.0	120	40.004	40.1	0.096	0.16	2.00
50.0	120	50.003	50.1	0.097	0.16	2.00

UUC* : Unit Under Calibration

The reported uncertainty of measurement was based on a standard uncertainty multiplied by a coverage factor *k*, providing a level of confidence of approximately 95 %.

-oOo-

Seal

a 1122902

METTLER TOLEDO

Certificate Number CPH-0203-22

Calibration Certificate

Seven2Go™ pH/mV meter S2

Customer

Company ALS LABORATORY GROUP (THAILAND) CO.,LTD.
Address 616/10 Moo 5, T.Maenamkoo, A.Pluakdaeng
RAYONG 21140
Customer ID number 301868073
Customer representative -

Instrument

Type Seven2Go™ pH/mV S2 Instrument Serial Number C232575569
Internal identification - Firmware version 1.01

Technical specifications

Measuring Range	-1999.9 ... 1999.9 mV	-2 ... 20 pH
Resolution	1 mV	0.01 pH
Limit of Error	± 1 mV	± 0.01 pH
Temperature range MTC	-5 ... 105 °C	
Temperature range ATC	-5 ... 105 °C	
Resolution	0.1 °C	
Limit of Error	± 0.5 °C	

REVIEW BY	Tanasit.
APPROVED BY	Supt S.
NEXT CAL. DATE	Sep 7, 23

Procedure Statement

METTLER TOLEDO Seven2Go Service Manual Section B (Doc. No. 30232219) will be used as referring documentation to adjust and certify the instrument indicated in the "Type" and "Serial number" section. The measurement results of this certification were obtained at ambient conditions.

Certificate Number CPH-0203-22

Certification Tools

Certified digital voltmeter	Manufacturer	<u>HEWLETT PACKARD / 34401A</u>	Serial number	<u>US36033161</u>
	Type	<u>-</u>	Certificate number	<u>E1U223931</u>
			Date of Certification	<u>September 7, 2022</u>

Certified Temperature Resistors	Manufacturer	<u>METTLER-TOLEDO</u>	Serial number	<u>A227</u>
	Type	<u>51302410</u>	Certificate number	<u>63871</u>
			Date of Certification	<u>April 27, 2022</u>

Designation	Nominal value	Certified value
NTC 30 kΩ, 0 °C	94.980 kΩ	94.9814 kΩ
NTC 30 kΩ, 25 °C	30.000 kΩ	30.0022 kΩ
NTC 30 kΩ, 50 °C	10.969 kΩ	10.96530 kΩ
NTC 30 kΩ, 75 °C	4.528 kΩ	4.52584 kΩ
NTC 30 kΩ, 100 °C	2.070 kΩ	2.06926 kΩ

Certificate Number CPH-0203-22

Certification Measurements

pH/mV Sensor Input	Designation	Certified value	Measured value	Max. Tolerance	Passed / Failed
	-1900 mV	-1900.0 mV	-1900 mV	1 mV	Passed
	-1000 mV	-1000.0 mV	-1000 mV	1 mV	Passed
	-500 mV	-500.0 mV	-500 mV	1 mV	Passed
	-180 mV	-180.0 mV	-180 mV	1 mV	Passed
	0 mV	0.0 mV	0 mV	1 mV	Passed
	180 mV	180.0 mV	180 mV	1 mV	Passed
	500 mV	500.0 mV	500 mV	1 mV	Passed
	1000 mV	1000.0 mV	1000 mV	1 mV	Passed
	1900 mV	1900.0 mV	1900 mV	1 mV	Passed

Temperature Sensor Input	Designation	Nominal value	Measured value	Max. Tolerance	Passed / Failed
	NTC 30 k Ω , 0 °C	0.0 °C	0.0 °C	0.5 °C	Passed
	NTC 30 k Ω , 25 °C	25.0 °C	25.1 °C	0.5 °C	Passed
	NTC 30 k Ω , 50 °C	50.0 °C	50.1 °C	0.5 °C	Passed
	NTC 30 k Ω , 75 °C	75.0 °C	75.1 °C	0.5 °C	Passed
	NTC 30 k Ω , 100 °C	100.0 °C	100.0 °C	0.5 °C	Passed

Summary of Certification

Certification of instrument

Passed

The instrument referred to in this certificate has fulfilled the criteria of the certification. This is indicated by the notation Passed in the column above.

Remarks Service Assignment ID : 0370210803

Test high impedance at 1900.0 mV, Results : 1900 mV

Difference = 0.0% Within MPE (0.1%)

Certification of the instrument was performed by

Name Watinee Thongrod Function Service Technician
Company METTLER-TOLEDO

Date September 26, 2022 Signature Watinee T.

Performance Test

Attachment to Certificate No. CPH-0203-22

pH ElectrodeType: InLab Expert Go-ISM S/N: 2295995**Certified standards used**

Standard 1:	Type: pH Buffer	Manufacturer: METTLER TOLEDO	Exp. date: Jun-24
	Nominal value: pH (25.00 °C): 4.01	Lot No.: 1H158G	
Standard 2:	Type: pH Buffer	Manufacturer: METTLER TOLEDO	Exp. date: Jan-24
	Nominal value: pH (25.00 °C): 7.00	Lot No.: 1H013D	
Standard 3:	Type: pH Buffer	Manufacturer: METTLER TOLEDO	Exp. date: May-24
	Nominal value: pH (25.00 °C): 9.20	Lot No.: 1H139A	
Standard 4:	Type: Redox Solution	Manufacturer: METTLER TOLEDO	Exp. date: -
	Nominal value: pH (25.00 °C): -	Lot No.: -	

Adjustment

Set Calibration Buffer	B2 (25 °C) 2.00, 4.01, 7.00, 9.21, 11.00					
Select Calibration Mode	3-Point calibration		2-Point calibration		2-Point calibration	
3-Point Calibration	°C	pH	°C	pH	°C	pH
Cal 1	ATC 25.9	4.01	ATC 25.0	-	ATC 25.0	-
Cal 2	ATC 25.9	7.00	ATC 25.0	-	ATC 25.0	-
Offset (mV)	10		-		-	
Slope % (or mV/pH)	98.4		-		-	
Cal 3	ATC 26.0	9.20				
Slope % (or mV/pH)	100					

Measurements

Before adjustment					After adjustment				
Buffer Values		Measured		Difference	Buffer Values		Measured		Difference
pH	°C	pH		pH	pH	°C	pH		pH
4.01	25.9	ATC	3.99	-0.02	4.01	26.1	ATC	4.00	-0.01
7.00	26.0	ATC	6.96	-0.04	7.00	26.0	ATC	7.01	0.01
9.19	25.9	ATC	9.16	-0.03	9.19	26.1	ATC	9.19	0.00

Redox Measurement Result = - mV

Note: The difference result of calibrated electrode should be within +/- 0.05 pH

Remarks: -

Place: Chemical Laboratory Calibration Date: September 26, 2022Service Specialist: Watinee Thongrod Signature: Watinee T.



Metrological Center

SCI ECO Services Company Limited

33/2 Moo 3, T.Banpa, A.Kaengkhoi, Saraburi 18110, Thailand.

Saraburi Tel : +66 3627 3096 Fax : +66 3627 3100

Bangkok Tel : +668 9205 6851 , +669 8247 2360

Website : www.scieco.co.th E-Mail : calibrate@scg.com



Certificate No. T230116

Page 1 of 4

Certificate of Calibration

Equipment : Chamber (Cooling Room)

Manufacturer : MODULAR

Model : IREVCOHCOO

Serial No. : C00351459

Customer Code : RYG_EN0184

ID No. : T1939A5

Customer : ALS Laboratory Group (Thailand) Co.,Ltd. (Rayong Branch)

616/10 Moo 5 T.Maenam Khu,

A.Pluakdaeng, Rayong 21140


Customer Location : Laboratory

Date of Receipt : 23 January 2023

Calibrated By : Atiphong Rongrat (Technician)

Approved By : Boonchai / Boonchai Suriyawong (Site Calibration Manager)

Date of Issue : 07 FEB 2023



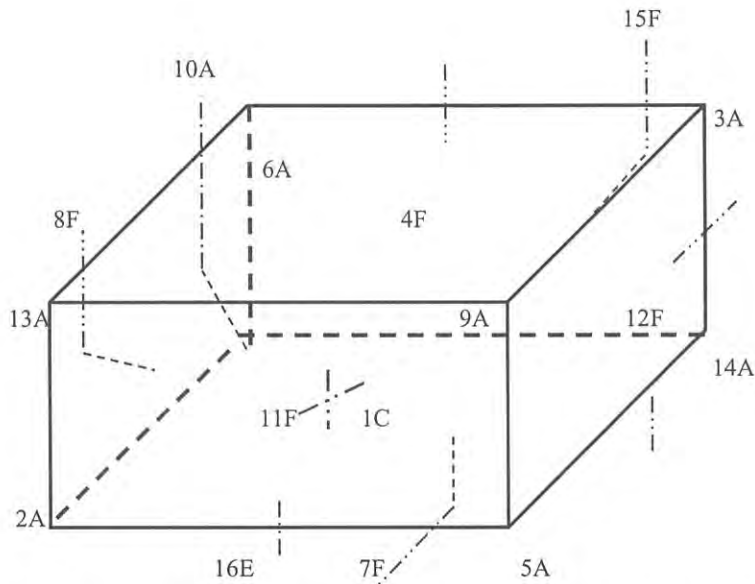
The uncertainties are for a confidence probability of approximately 95%.

This Certificate is issued in accordance with the conditions of accreditation granted by the Thai Laboratory Accreditation Scheme which has assessed the measurement capability of the laboratory and its traceability to recognized national standards and to the units of measurement realized at the corresponding national standard laboratory. This certificate may not be reproduced other than in full except with the prior written approval of the Metrological Center.

Certificate No. T230116

Page 3 of 4

Calibration Report

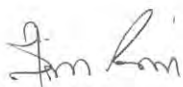


C = Centre , F = Centre of Face , A = Corner , E = Centre of Edge

1C	=	TN141
2A	=	TN142
3A	=	TN143
4F	=	TN144
5A	=	TN145
6A	=	TN146
7F	=	TN147
8F	=	TN148
9A	=	TN149
10A	=	TN150
11F	=	TN151

12F	=	TN152
13A	=	TN153
14A	=	TN154
15F	=	TN155
16E	=	TN156

Approved By. _____



Certificate No. T230116

Page 4 of 4

Calibration Report

Measurement Results

Calibration Point	Average Standard Reading at each position (°C)											
	TN141	TN142	TN143	TN144	TN145	TN146	TN147	TN148	TN149	TN150	TN151	TN152
3.0	3.03	3.16	3.15	3.19	3.45	3.47	3.21	3.35	3.54	3.45	3.24	3.34
	TN153	TN154	TN155	TN156								
	3.28	3.22	3.28	3.21								

Chamber (Cooling Room)			Temperature Distribution			
Setting (°C)	Reading (°C)		Stability (+°C)	Uniformity (°C)	Uncertainty (±°C)	Coverage Factor <i>k</i>
	Min , Max	Average				
3.0	2.8 , 4.1	3.5	1.20	1.20	1.90	2.07

The calibration result apply only the above calibrated item.

The result of test was found accurate as shown on date and place of test only.

The reported expanded uncertainty is based on a standard uncertainty multiplied by a coverage factor *k* which for a t-distribution, providing a level of confidence of approximately 95 % .

Approved By. 

REVIEW BY

Nont Somb

APPROVED BY

KL AL

NEXT CAL. DATE

21/12/23

Certificate of System Qualification

GC-OQ + GCMS-OQ

System ID: GM-7
Organization Name: ALS Laboratory Group (Thailand) Co., Ltd.
Organization Location: 104 Patthanakarn 40, Patthanakarn rd., Khwang Suan Luang, Khet Suan Luang, Bangkok 10250
Date: June 21, 2022 2:04:12 PM
EQP Name: AgilentRecommended , AgilentRecommended
EQP Revision: GC.02.50, GCMS.02.50
Overall Qualification Status: Pass

System Inspection and Basic Safety and Operation

Name: 7890

Setpoint Status: Pass

Overall System Inspection and Basic Safety and Operation Test Status

Pass

Inlet Pressure Accuracy

Name: 7890

Front SSL

Setpoint Status: Pass

	Setpoint		Actual	
Inlet Pressure:	25.0	psi	25.0	psi
Accuracy:			0.0	psi
Agilent Recommended:			<= 1.2	

Overall Inlet Pressure Accuracy Test Status

Pass

GC Oven Temperature Accuracy

Name: 7890

Date: June 21, 2022 2:04:12 PM
System ID: GM-7

Setpoint Status:

Pass

Zone:

Oven

Setpoint/Actual

Temperature:

230.0

230.0

°C

Accuracy:

0.0

°C

Agilent Recommended:

>=

-1.0

% setpoint in K

(

-5.0

°C

)

<=

1.0

% setpoint in K

(

5.0

°C

)

Setpoint Status:

Pass

Zone:

Oven

Setpoint/Actual

Temperature:

100.0

100.4

°C

Accuracy:

0.4

°C

Agilent Recommended:

>=

-1.0

% setpoint in K

(

-3.7

°C

)

<=

1.0

% setpoint in K

(

3.7

°C

)

Overall GC Oven Temperature Accuracy Test Status

Pass

GC Oven Temperature Stability

Name:

7890

Setpoint Status:

Pass

Setpoint/Average

Temperature:

100.0

100.0333

°C

Stability:

0.1

°C

Agilent Recommended:

<=

0.5

Overall GC Oven Temperature Stability Test Status

Pass

Log Amp

Tested Combination1

Front

SSL

/ External

SQ

Name:

5977A

Setpoint Status:

Pass

Date:

June 21, 2022 2:04:12 PM

System ID:

GM-7

Overall Log Amp Test Status

Pass

RFPA

Tested Combination1

Front

SSL

/ External

SQ

Name:

5977A

Setpoint Status:

Pass

Amu:

1050

m/z

Drift After Five Minutes:

22

mV

RFPA Voltage:

568

mV

Agilent Recommended:

>=

-100

and

<=

100

<=

1100

Overall RFPA Test Status

Pass

Tune EI

Tested Combination1

Front

SSL

/ External

SQ

Name:

5977A

Setpoint Status:

Pass

Filament:

1

Setpoint Status:

Pass

Filament:

2

Overall Tune EI Test Status

Pass

Signal to Noise EI

Tested Combination1

Front

SSL

/ External

SQ

Name:

5977A

Date:

June 21, 2022 2:04:12 PM

System ID:

GM-7

Source: Filament:

Setpoint Status:

Signal to Noise:

Agilent Recommended:

Source: Filament:

Setpoint Status:

Signal to Noise:

Agilent Recommended:

This test's 0 comment(s) and 1 deviation(s) are available in the Attachments section.

Overall Signal to Noise EI Test Status

Instrument Details

Purpose

This section describes the as found system configuration.

Details

System

System ID	GM-7
Manufacturer	Agilent Technologies
Name	7890

Tested Combination1

Injection Technique	Manual Injection
Inlet	Front
Detector	External
LTM Included?	No

Sampler 1

Manufacturer	Agilent Technologies
Type	Manual Injection
Usage	Sample Injection
Syringe Volume (µL)	10

Mainframe 1

Manufacturer	Agilent Technologies
Name	7890
Model Number	G3442B
Serial Number	CN14133181
Firmware Revision	B.02.03
Oven Type	Standard

Inlet 1

Manufacturer	Agilent Technologies
Name	7890
Type	SSL
Location	Front
Carrier Gas	Helium
Control Type	Electronic Pressure Control (EPC)
Purged Inlet	Yes

Detector 1

Manufacturer	Agilent Technologies
Name	Mass Spectrometer
Type	Mass Spectrometer
Location	External

Mass Spectrometer 1

Manufacturer	Agilent Technologies
Type	SQ
Name	5977A
Serial Number	US1415M209
Firmware Revision	5977 6.00.21
High Vacuum System	Turbo Pump
Scouting Run Standard	OFN Std

MS EI Source 1

Manufacturer	Agilent Technologies
Source Type	EI - Extractor
Number of filaments	2

Electronic Signature

Purpose

This signature page was created and published because the ACE sign-off action was executed, which is valid for the entire document, including attachments. The ACE sign-off is an electronic signature that requires two distinct identification components: unique username and personal password. The Agilent representative who has delivered this service understands the meaning and legal status of an electronic signature. As a trained official operator, the Agilent representative has a unique password and logon to access ACE and electronically sign this document. (Other e-signatures can be applied to this document using a Document Content Management or other suitable method defined in your data access and control procedures.)

Details

Full Name of Signer:	Supasak Nimsongtham
Logged On User Name:	supasak.nimsongtham@agilent.com
Signature Creation Date:	June 21, 2022
Reason for Signature:	Executed protocol and published this original version of document

Regulatory Disclaimer

This document provides a protocol to verify and record instrument configuration and evidence of proper operation. It has been prepared from our interpretation of applicable regulations as well as industry best practices. The document is designed to provide an important component of a complete compliance package. Validation depends upon many factors and use of this protocol alone does not assure compliance. Agilent Technologies makes no promises or representations as to its sufficiency for any specific regulatory program.

Warranty

Agilent Technologies makes no warranty of any kind to this material, including but not limited to, the implied warranties or merchantability and fitness for a particular purpose. Agilent Technologies shall not be liable for errors contained herein or for incidental or consequential damages in connection with the furnishing, performance, or use of this material.

Date:	June 21, 2022 2:04:12 PM
System ID:	GM-7

User Name: supasak.nimsongtham
 Hostname: 5CG1115HKC

System Id: GM-7
 Print Date: June 21, 2022 2:04:17 PM

ALS-GM7-2022 Transaction log :

Time	Transaction State	Activity Performed	Type of Transaction	Optional Information
June 21, 2022 10:25:05 AM	Audit	SessionCreated	Session	None
June 21, 2022 10:25:05 AM	Start	Configuration	Session	None
June 21, 2022 10:25:05 AM	Audit	Entitlement	Licensing	User is FieldEngineer and does not require an unlock code
June 21, 2022 10:25:26 AM	Audit	EqpLoaded	Session	EQP details for primary technique [Gc] - File path: [ProtocolPacks/Gc/Configurations/02.50/Gc.02.50.eqp], EQP File Name: [Gc.02.50.eqp], EQP Name: [AgilentRecommended] EQP details for hyphenated technique [GcMs] - File path: [ProtocolPacks/GcMs/Configurations/02.50/GcMs.02.50.eqp], EQP File Name: [GcMs.02.50.eqp], EQP Name: [AgilentRecommended]
June 21, 2022 10:25:39 AM	End	Configuration	Session	None
June 21, 2022 10:25:43 AM	Start	Qualification	Session	OQ
June 21, 2022 10:25:43 AM	Start	Execution	System Inspection and Basic Safety and Operation - 7890: - Qualitative Test - No setpoints associated	None
June 21, 2022 10:25:54 AM	End	Execution	System Inspection and Basic Safety and Operation - 7890: - Qualitative Test - No setpoints associated	Run Count : 1

User Name: supasak.nimsongtham
 Hostname: 5CG1115HKC

System Id: GM-7
 Print Date: June 21, 2022 2:04:17 PM

ALS-GM7-2022 Transaction log :

Time	Transaction State	Activity Performed	Type of Transaction	Optional Information
June 21, 2022 10:26:00 AM	Start	Execution	Inlet Pressure Accuracy - Front SSL: - Pressure Controlled Inlet - S: 25.0 psi - L: <= 1.2 psi	None
June 21, 2022 10:26:10 AM	End	Execution	Inlet Pressure Accuracy - Front SSL: - Pressure Controlled Inlet - S: 25.0 psi - L: <= 1.2 psi	Run Count : 1
June 21, 2022 10:26:12 AM	Start	Execution	GC Oven Temperature Accuracy - 7890: - Temperature : Oven - S: 230.0°C - L: >= -1.0 AND <= 1.0 % setpoint in K	None
June 21, 2022 10:34:09 AM	Audit	Data	GC Oven Temperature Accuracy - 7890: - Temperature : Oven - S: 230.0°C - L: >= -1.0 AND <= 1.0 % setpoint in K	Manual Data Entry
June 21, 2022 10:34:10 AM	End	Execution	GC Oven Temperature Accuracy - 7890: - Temperature : Oven - S: 230.0°C - L: >= -1.0 AND <= 1.0 % setpoint in K	Run Count : 1
June 21, 2022 10:34:11 AM	Start	Execution	GC Oven Temperature Accuracy - 7890: - Temperature : Oven - S: 100.0°C - L: >= -1.0 AND <= 1.0 % setpoint in K	None
June 21, 2022 10:38:42 AM	Audit	Data	GC Oven Temperature Accuracy - 7890: - Temperature : Oven - S: 100.0°C - L: >= -1.0 AND <= 1.0 % setpoint in K	Manual Data Entry
June 21, 2022 10:38:44 AM	End	Execution	GC Oven Temperature Accuracy - 7890: - Temperature : Oven - S: 100.0°C - L: >= -1.0 AND <= 1.0 % setpoint in K	Run Count : 1
June 21, 2022 10:38:46 AM	Start	Execution	GC Oven Temperature Stability - 7890: - Temperature : Oven - S: 100.0°C - L: <= 0.5°C	None

Page 2 / 8

Date: June 21, 2022 2:04:12 PM
 System ID: GM-7

User Name: supasak.nimsongtham
 Hostname: 5CG1115HKC

System Id: GM-7
 Print Date: June 21, 2022 2:04:17 PM

ALS-GM7-2022 Transaction log :

Time	Transaction State	Activity Performed	Type of Transaction	Optional Information
June 21, 2022 11:01:00 AM	Audit	AceClosed	Session	None
June 21, 2022 11:01:47 AM	Audit	AceRestarted	Session	None
June 21, 2022 11:01:48 AM	Audit	SessionReloaded	Session	None
June 21, 2022 11:01:51 AM	Start	Qualification	Session	OQ
June 21, 2022 11:01:51 AM	Start	Execution	GC Oven Temperature Stability	None
			- 7890: - Temperature : Oven -	
			S: 100.0°C - L: <= 0.5°C	
June 21, 2022 11:03:14 AM	Audit	Data	DataManager	DataManager was in a data verification state but the user chose to start over.
June 21, 2022 11:04:19 AM	Audit	Data	GC Oven Temperature Stability	Manual Data Entry
			- 7890: - Temperature : Oven -	
			S: 100.0°C - L: <= 0.5°C	
June 21, 2022 11:04:22 AM	End	Execution	GC Oven Temperature Stability	Run Count : 1
			- 7890: - Temperature : Oven -	
			S: 100.0°C - L: <= 0.5°C	
June 21, 2022 11:04:24 AM	Start	Execution	Log Amp - 5977A SQ: - Source:	None
			EI - Extractor	
June 21, 2022 11:04:34 AM	End	Execution	Log Amp - 5977A SQ: - Source:	Run Count : 1
			EI - Extractor	
June 21, 2022 11:04:37 AM	Start	Execution	RFPA - 5977A SQ: - Source: EI	None
			- Extractor	
June 21, 2022 11:07:49 AM	End	Execution	RFPA - 5977A SQ: - Source: EI	Run Count : 1
			- Extractor	
June 21, 2022 11:07:52 AM	Start	Execution	Tune EI - 5977A SQ: - Source: -	None
			EI - Extractor Filament 1	
			(Qualitative - No setpoints associated)	

User Name: supasak.nimsongtham
 Hostname: 5CG1115HKC

System Id: GM-7
 Print Date: June 21, 2022 2:04:17 PM

ALS-GM7-2022 Transaction log :

Time	Transaction State	Activity Performed	Type of Transaction	Optional Information
June 21, 2022 11:08:35 AM	End	Execution	Tune EI - 5977A SQ: - Source: - Run Count : 1 EI - Extractor Filament 1 (Qualitative - No setpoints associated)	
June 21, 2022 11:14:59 AM	Start	Execution	Tune EI - 5977A SQ: - Source: - None EI - Extractor Filament 2 (Qualitative - No setpoints associated)	
June 21, 2022 11:16:48 AM	End	Execution	Tune EI - 5977A SQ: - Source: - Run Count : 1 EI - Extractor Filament 2 (Qualitative - No setpoints associated)	
June 21, 2022 11:16:49 AM	Start	Execution	Signal to Noise EI - Liquid Injection, Front SSL, SQ: - Source: EI - Extractor using Filament 1 - L: >= 1200	None
June 21, 2022 11:17:05 AM	Start	Execution	Signal to Noise EI - Liquid Injection, Front SSL, SQ: - Source: EI - Extractor using Filament 2 - L: >= 1200	None
June 21, 2022 11:17:10 AM	Start	Execution	Signal to Noise EI - Liquid Injection, Front SSL, SQ: - Source: EI - Extractor using Filament 1 - L: >= 1200	None
June 21, 2022 11:26:09 AM	Audit	AceClosed	Session	None
June 21, 2022 12:36:20 PM	Audit	AceRestarted	Session	None
June 21, 2022 12:36:22 PM	Audit	SessionReloaded	Session	None
June 21, 2022 12:36:26 PM	Start	Qualification	Session	OQ
June 21, 2022 12:36:26 PM	Start	Execution	Signal to Noise EI - Liquid Injection, Front SSL, SQ: - Source: EI - Extractor using Filament 1 - L: >= 1200	None

Page 4 / 8

User Name: supasak.nimsongtham
 Hostname: 5CG1115HKC

System Id: GM-7
 Print Date: June 21, 2022 2:04:17 PM

ALS-GM7-2022 Transaction log :

Time	Transaction State	Activity Performed	Type of Transaction	Optional Information
June 21, 2022 12:37:07 PM	Start	Execution	Signal to Noise EI - Liquid Injection, Front SSL, SQ: - Source: EI - Extractor using Filament 2 - L: >= 1200	None
June 21, 2022 12:37:08 PM	Start	Execution	Signal to Noise EI - Liquid Injection, Front SSL, SQ: - Source: EI - Extractor using Filament 1 - L: >= 1200	None
June 21, 2022 12:38:54 PM	Audit	Data	Signal to Noise EI - Liquid Injection, Front SSL, SQ: - Source: EI - Extractor using Filament 1 - L: >= 1200	Data files Path : H:\ALSGM7_2022\SNF1_001.D
June 21, 2022 12:39:24 PM	Audit	Data	Signal to Noise EI - Liquid Injection, Front SSL, SQ: - Source: EI - Extractor using Filament 1 - L: >= 1200	Data files Path : H:\ALSGM7_2022\SNF1_001.D
June 21, 2022 12:40:09 PM	Audit	Data	Signal to Noise EI - Liquid Injection, Front SSL, SQ: - Source: EI - Extractor using Filament 1 - L: >= 1200	Data files Path : H:\ALSGM7_2022\SNF1_001.D
June 21, 2022 12:42:04 PM	Audit	Data	Signal to Noise EI - Liquid Injection, Front SSL, SQ: - Source: EI - Extractor using Filament 1 - L: >= 1200	Data files Path : H:\ALSGM7_2022\SNF1_001.D
June 21, 2022 12:42:17 PM	Audit	AceClosed	Session	None
June 21, 2022 12:33:31 PM	Audit	AceRestarted	Session	None
June 21, 2022 12:33:33 PM	Audit	SessionReloaded	Session	None
June 21, 2022 12:33:37 PM	Start	Qualification	Session	OQ
June 21, 2022 12:33:37 PM	Start	Execution	Signal to Noise EI - Liquid Injection, Front SSL, SQ: - Source: EI - Extractor using Filament 1 - L: >= 1200	None

User Name: supasak.nimsongtham
 Hostname: 5CG1115HKC

System Id: GM-7
 Print Date: June 21, 2022 2:04:17 PM

ALS-GM7-2022 Transaction log :

Time	Transaction State	Activity Performed	Type of Transaction	Optional Information
June 21, 2022 12:34:44 PM	Audit	Data	Signal to Noise EI - Liquid Injection, Front SSL, SQ: - Source: EI - Extractor using Filament 1 - L: >= 1200	Data files Path : E:\ALSGM7_2022\SNF1_001.D
June 21, 2022 12:36:26 PM	End	Execution	Signal to Noise EI - Liquid Injection, Front SSL, SQ: - Source: EI - Extractor using Filament 1 - L: >= 1200	Run Count : 1
June 21, 2022 12:37:11 PM	Start	Execution	Signal to Noise EI - Liquid Injection, Front SSL, SQ: - Source: EI - Extractor using Filament 2 - L: >= 1200	None
June 21, 2022 12:38:15 PM	Audit	Data	Signal to Noise EI - Liquid Injection, Front SSL, SQ: - Source: EI - Extractor using Filament 2 - L: >= 1200	Data files Path : E:\ALSGM7_2022\SNF2_001.D
June 21, 2022 12:38:30 PM	Audit	Data	Signal to Noise EI - Liquid Injection, Front SSL, SQ: - Source: EI - Extractor using Filament 2 - L: >= 1200	Data files Path : E:\ALSGM7_2022\SNF2_001.D
June 21, 2022 12:38:45 PM	Audit	Data	Signal to Noise EI - Liquid Injection, Front SSL, SQ: - Source: EI - Extractor using Filament 2 - L: >= 1200	Data files Path : E:\ALSGM7_2022\SNF2_001.D
June 21, 2022 12:39:00 PM	Audit	Data	Signal to Noise EI - Liquid Injection, Front SSL, SQ: - Source: EI - Extractor using Filament 2 - L: >= 1200	Data files Path : E:\ALSGM7_2022\SNF2_001.D
June 21, 2022 12:39:14 PM	Audit	Data	Signal to Noise EI - Liquid Injection, Front SSL, SQ: - Source: EI - Extractor using Filament 2 - L: >= 1200	Data files Path : E:\ALSGM7_2022\SNF2_001.D

User Name: supasak.nimsongtham
 Hostname: 5CG1115HKC

System Id: GM-7
 Print Date: June 21, 2022 2:04:17 PM

ALS-GM7-2022 Transaction log :

Time	Transaction State	Activity Performed	Type of Transaction	Optional Information
June 21, 2022 12:39:45 PM	Audit	Data	Signal to Noise EI - Liquid Injection, Front SSL, SQ: - Source: EI - Extractor using Filament 2 - L: >= 1200	Data files Path : E:\ALSGM7_2022\SNF2_001.D
June 21, 2022 12:40:16 PM	Audit	Data	Signal to Noise EI - Liquid Injection, Front SSL, SQ: - Source: EI - Extractor using Filament 2 - L: >= 1200	Data files Path : E:\ALSGM7_2022\SNF2_001.D
June 21, 2022 12:40:40 PM	Audit	Data	Signal to Noise EI - Liquid Injection, Front SSL, SQ: - Source: EI - Extractor using Filament 2 - L: >= 1200	Data files Path : E:\ALSGM7_2022\SNF2_001.D
June 21, 2022 12:41:09 PM	Audit	Data	Signal to Noise EI - Liquid Injection, Front SSL, SQ: - Source: EI - Extractor using Filament 2 - L: >= 1200	Data files Path : E:\ALSGM7_2022\SNF2_001.D
June 21, 2022 12:41:29 PM	End	Execution	Signal to Noise EI - Liquid Injection, Front SSL, SQ: - Source: EI - Extractor using Filament 2 - L: >= 1200	Run Count : 1
June 21, 2022 12:42:30 PM	Audit	TestUnlocked	Signal to Noise EI - Liquid Injection, Front SSL, SQ: - Source: EI - Extractor using Filament 2 - L: >= 1200	Deviation filed for Run Count : 1
June 21, 2022 12:42:30 PM	Start	Execution	Signal to Noise EI - Liquid Injection, Front SSL, SQ: - Source: EI - Extractor using Filament 2 - L: >= 1200	None
June 21, 2022 12:42:35 PM	Audit	Data	Signal to Noise EI - Liquid Injection, Front SSL, SQ: - Source: EI - Extractor using Filament 2 - L: >= 1200	Data files Path : E:\ALSGM7_2022\SNF2_001.D

User Name: supasak.nimsongtham
Hostname: 5CG1115HKC

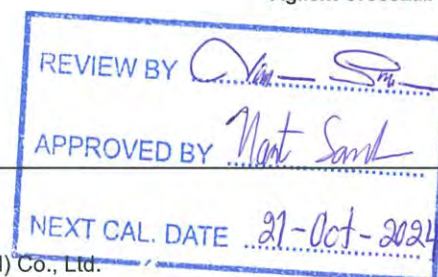
System Id: GM-7
Print Date: June 21, 2022 2:04:17 PM

ALS-GM7-2022 Transaction log :

Time	Transaction State	Activity Performed	Type of Transaction	Optional Information
June 21, 2022 12:42:45 PM	End	Execution	Signal to Noise EI - Liquid Injection, Front SSL, SQ: - Source: EI - Extractor using Filament 2 - L: >= 1200	Run Count : 2
June 21, 2022 12:42:50 PM	End	Qualification	Session	QQ
June 21, 2022 12:42:50 PM	Start	Reporting	Session	None
June 21, 2022 12:45:17 PM	Audit	AceClosed	Session	None
June 21, 2022 1:57:47 PM	Audit	AceRestarted	Session	None
June 21, 2022 1:57:50 PM	Audit	SessionReloaded	Session	None
June 21, 2022 1:57:56 PM	Start	Qualification	Session	QQ
June 21, 2022 2:02:42 PM	Audit	Reporting	Session	Report Generated : Certificate

Certificate of System Qualification

GC-OQ



System ID: GC-5
Organization Name: ALS Laboratory Group (Thailand) Co., Ltd.
Organization Location: 104 Phattanakan 40, Phattanakan Rd., Suan Luang, Bangkok 10250

Date: April 21, 2023 9:43:59 AM
EQP Name: AgilentRecommended
EQP Revision: GC.02.52
Overall Qualification Status: Pass

CDS Logon Verification - GC

Logon: Sunee Mongkolvorakijchai

Overall CDS Logon Verification - GC Test Status

Pass

System Inspection and Basic Safety and Operation

Name: 7890

Setpoint Status: Pass

Overall System Inspection and Basic Safety and Operation Test Status

Pass

Inlet Pressure Decay

Name: 7890

Front SSL

Setpoint Status: Pass

Pressure: 25.0 psi

Pressure Change: 0.4 psi /5 minutes

Agilent Recommended: ≥ -2.0 and ≤ 0.5

Date: April 21, 2023 9:43:59 AM
System ID: GC-5

Overall Inlet Pressure Decay Test Status

Pass

Inlet Pressure Accuracy

Name: 7890

Front

SSL

Setpoint Status: Pass

	Setpoint		Actual	
Inlet Pressure:	25.0	psi	25.1	psi

Accuracy: 0.1 psi

Agilent Recommended: ≤ 1.2

Overall Inlet Pressure Accuracy Test Status

Pass

Detector Flow Accuracy

Name: 7890

Front

FID

Setpoint Status: Pass

Flow Type: Fuel

Setpoint: 30.0 mL/min Measured Flow: 30.5 mL/min

Accuracy: 0.5 mL/min

Agilent Recommended: ≤ 10.0 % setpoint (3.0 mL/min)

Limit is percentage of setpoint or 0.5 ml/minute, whichever is largest.

Setpoint Status: Pass

Flow Type: Oxidizer

Setpoint: 400.0 mL/min Measured Flow: 390.6 mL/min

Accuracy: 9.4 mL/min

Agilent Recommended: ≤ 10.0 % setpoint (40.0 mL/min)

Limit is percentage of setpoint or 0.5 ml/minute, whichever is largest.

Date: April 21, 2023 9:43:59 AM

System ID: GC-5

Setpoint Status: Pass

Flow Type: Makeup

Setpoint: 25.0 mL/min **Measured Flow:** 24.2 mL/min

Accuracy: 0.8 mL/min

Agilent Recommended: ≤ 10.0 % setpoint (2.5 mL/min)

Limit is percentage of setpoint or 0.5 ml/minute, whichever is largest.

Overall Detector Flow Accuracy Test Status

Pass

GC Oven Temperature Accuracy

Name: 7890

Setpoint Status: Pass

Zone: Oven

Setpoint/Actual

Temperature: 230.0 230.9 °C

Accuracy: 0.9 °C

Agilent Recommended: ≥ -1.0 % setpoint in K (-5.0 °C)
≤ 1.0 % setpoint in K (5.0 °C)

Setpoint Status: Pass

Zone: Oven

Setpoint/Actual

Temperature: 100.0 100.1 °C

Accuracy: 0.1 °C

Agilent Recommended: ≥ -1.0 % setpoint in K (-3.7 °C)
≤ 1.0 % setpoint in K (3.7 °C)

Overall GC Oven Temperature Accuracy Test Status

Pass

GC Oven Temperature Stability

Name: 7890

Setpoint Status: **Pass**

Setpoint/Average

Temperature:

100.0	100.2167
-------	----------

 °C

Stability:

	0.1
--	-----

 °C

Agilent Recommended:

<=	0.5
----	-----

Overall GC Oven Temperature Stability Test Status

Pass

Scouting Run

Tested Combination1 Front SSL / Front FID

Injection Tower

Name: **7683B**

Setpoint Status: **Completed**

Injection Volume on Column:

1.0

 uL

Overall Scouting Run Status

Completed

Noise and Drift

Tested Combination1 Front SSL / Front FID

Name: **7890**

Setpoint Status: **Pass**

Base Signal:

18.54

 pA

ASTM Noise

pA

0.05

Drift

pA/Hr

0.10

Agilent Recommended:

<=	0.10
----	------

<=	2.50
----	------

Status: **Pass** **Pass**

Overall Noise and Drift Test Status

Pass

Date: April 21, 2023 9:43:59 AM

System ID: GC-5

Injection Precision

Tested Combination1	Front	SSL	/ Front	FID
Name:	7683B			
Setpoint Status:	Pass			
Injection Volume on Column:	1.0	uL		
Area RSD:	0.56	%	Retention Time RSD:	0.24 %
Agilent Recommended:	<=	3.00	<=	1.00

Overall Injection Precision Test Status

Pass

Signal to Noise

Tested Combination1	Front	SSL	/ Front	FID
	Injection Tower			
Name:	7890			
Setpoint Status:	Pass			
Signal to Noise:	765722			
Agilent Recommended:	>=	300000		

Overall Signal to Noise Test Status

Pass

Instrument Details

Purpose

This section describes the as found system configuration.

Details

System

System ID	GC-5
Manufacturer	Agilent Technologies
Name	7890
Flow Data Input	Manual Data
Temperature Data Input	Manual Data or Other Data Logging

Tested Combination1

Injection Technique	Injection Tower
Inlet	Front
Detector	Front
LTM Included?	No

Sampler 1

Manufacturer	Agilent Technologies
Type	Injection Tower
Name	7683B
Model Number	G2913A
Serial Number	CN00259643
Firmware Revision	A.11.03
Usage	Sample Injection
Location	Front
Syringe Volume (µL)	10

Sampler 2

Manufacturer	Agilent Technologies
Type	Tray
Name	7683A
Model Number	G2614A
Serial Number	CN81347892
Firmware Revision	A.02.01

Date: April 21, 2023 9:43:59 AM
System ID: GC-5

Mainframe 1

Manufacturer	Agilent Technologies
Name	7890
Model Number	G3440A
Serial Number	US10813027
Firmware Revision	A.01.12.1
Component ID/Asset No.	GC-5
Oven Type	Standard

Inlet 1

Manufacturer	Agilent Technologies
Name	7890
Type	SSL
Location	Front
Carrier Gas	Helium
Control Type	Electronic Pressure Control (EPC)
Purged Inlet	Yes

Detector 1

Manufacturer	Agilent Technologies
Name	7890
Type	FID
Adapter	Capillary
Control Type	Electronic Pressure Control (EPC)
Location	Front
Makeup Gas	Nitrogen

Electronic Signature

Purpose

This signature page was created and published because the ACE sign-off action was executed, which is valid for the entire document, including attachments. The ACE sign-off is an electronic signature that requires two distinct identification components: unique username and personal password. The Agilent representative who has delivered this service understands the meaning and legal status of an electronic signature. As a trained official operator, the Agilent representative has a unique password and logon to access ACE and electronically sign this document. (Other e-signatures can be applied to this document using a Document Content Management or other suitable method defined in your data access and control procedures.)

Details

Full Name of Signer:	Sunee Mongkolvorakijchai
Logged On User Name:	sunee.mongkolvorakijchai@agilent.com
Signature Creation Date:	April 21, 2023
Reason for Signature:	Executed protocol and published this original version of document

Regulatory Disclaimer

This document provides a protocol to verify and record instrument configuration and evidence of proper operation. It has been prepared from our interpretation of applicable regulations as well as industry best practices. The document is designed to provide an important component of a complete compliance package. Validation depends upon many factors and use of this protocol alone does not assure compliance. Agilent Technologies makes no promises or representations as to its sufficiency for any specific regulatory program.

Warranty

Agilent Technologies makes no warranty of any kind to this material, including but not limited to, the implied warranties or merchantability and fitness for a particular purpose. Agilent Technologies shall not be liable for errors contained herein or for incidental or consequential damages in connection with the furnishing, performance, or use of this material.

User Name: sunee.mongkolvorakijchai
 Hostname: 5CG841017D

System Id: GC-5
 Print Date: April 21, 2023 9:44:03 AM

6006075750_OQGC5_ALS Transaction log :

Time	Transaction State	Activity Performed	Type of Transaction	Optional Information
April 20, 2023 12:42:57 PM	Audit	SessionCreated	Session	None
April 20, 2023 12:42:57 PM	Start	Configuration	Session	None
April 20, 2023 12:42:57 PM	Audit	Entitlement	Licensing	User is FieldEngineer and does not require an unlock code
April 20, 2023 12:47:02 PM	Audit	EqpLoaded	Session	EQP details for primary technique [Gc] - File path: [ProtocolPecks/Gc/Configurations/02.52/Gc.02.52.eqp], EQP File Name: [Gc.02.52.eqp], EQP Name: [AgilentRecommended], Protocol Revision :[Gc.02.52]
April 20, 2023 12:49:26 PM	End	Configuration	Session	None
April 20, 2023 12:49:31 PM	Start	Qualification	Session	QQ
April 20, 2023 12:49:31 PM	Start	Execution	CDS Logon Verification - GC : - Qualitative test	None
April 20, 2023 3:06:36 PM	Audit	AceClosed	Session	None
April 21, 2023 8:42:16 AM	Audit	AceRestarted	Session	None
April 21, 2023 8:50:30 AM	Audit	SessionReloaded	Session	None
April 21, 2023 8:50:31 AM	Start	Qualification	Session	QQ
April 21, 2023 8:50:31 AM	Start	Execution	CDS Logon Verification - GC : - Qualitative test	None
April 21, 2023 8:51:37 AM	End	Execution	CDS Logon Verification - GC : - Qualitative test	Run Count : 1
April 21, 2023 8:51:39 AM	Start	Execution	System Inspection and Basic Safety and Operation - 7890: - Qualitative Test - No setpoints associated	None

User Name: sunee.mongkolvorakijchal
 Hostname: 5CG841017D

System Id: GC-5
 Print Date: April 21, 2023 9:44:03 AM

6006075750_OQGC5_ALS Transaction log :

Time	Transaction State	Activity Performed	Type of Transaction	Optional Information
April 21, 2023 8:52:12 AM	End	Execution	System Inspection and Basic Safety and Operation - 7890: - Qualitative Test - No setpoints associated	Run Count : 1
April 21, 2023 8:52:14 AM	Start	Execution	Inlet Pressure Decay - Front SSL: - Pressure Controlled Inlet - S: 25.0 psi - L: >= -2.0 psi and <= 0.5 psi	None
April 21, 2023 8:53:27 AM	Start	Execution	Inlet Pressure Decay - Front SSL: - Pressure Controlled Inlet - S: 25.0 psi - L: >= -2.0 psi and <= 0.5 psi	None
April 21, 2023 8:53:42 AM	End	Execution	Inlet Pressure Decay - Front SSL: - Pressure Controlled Inlet - S: 25.0 psi - L: >= -2.0 psi and <= 0.5 psi	Run Count : 1
April 21, 2023 8:53:44 AM	Start	Execution	Inlet Pressure Accuracy - Front SSL: - Pressure Controlled Inlet - S: 25.0 psi - L: <= 1.2 psi	None
April 21, 2023 8:53:54 AM	End	Execution	Inlet Pressure Accuracy - Front SSL: - Pressure Controlled Inlet - S: 25.0 psi - L: <= 1.2 psi	Run Count : 1
April 21, 2023 8:53:56 AM	Start	Execution	Detector Flow Accuracy - Front FID: - Type : Fuel - S: 30.0 mL/min - L: <= 10.0% setpoint	None
April 21, 2023 8:54:15 AM	Audit	Data	Detector Flow Accuracy - Front FID: - Type : Fuel - S: 30.0 mL/min - L: <= 10.0% setpoint	Manual Data Entry
April 21, 2023 8:54:19 AM	End	Execution	Detector Flow Accuracy - Front FID: - Type : Fuel - S: 30.0 mL/min - L: <= 10.0% setpoint	Run Count : 1

User Name: sunee.mongkolvorakijchai
 Hostname: 5CG841017D

System id: GC-5
 Print Date: April 21, 2023 9:44:03 AM

6006075750_OQGC5_ALS Transaction log :

Time	Transaction State	Activity Performed	Type of Transaction	Optional Information
April 21, 2023 8:54:22 AM	Start	Execution	Detector Flow Accuracy - Front FID: - Type : Oxidizer - S: 400.0 mL/min - L: <= 10.0% setpoint	None
April 21, 2023 8:54:49 AM	Audit	Data	Detector Flow Accuracy - Front FID: - Type : Oxidizer - S: 400.0 mL/min - L: <= 10.0% setpoint	Manual Data Entry
April 21, 2023 8:54:51 AM	End	Execution	Detector Flow Accuracy - Front FID: - Type : Oxidizer - S: 400.0 mL/min - L: <= 10.0% setpoint	Run Count : 1
April 21, 2023 8:54:54 AM	Start	Execution	Detector Flow Accuracy - Front FID: - Type : Makeup - S: 25.0 mL/min - L: <= 10.0% setpoint	None
April 21, 2023 8:55:21 AM	Audit	Data	Detector Flow Accuracy - Front FID: - Type : Makeup - S: 25.0 mL/min - L: <= 10.0% setpoint	Manual Data Entry
April 21, 2023 8:55:23 AM	End	Execution	Detector Flow Accuracy - Front FID: - Type : Makeup - S: 25.0 mL/min - L: <= 10.0% setpoint	Run Count : 1
April 21, 2023 8:55:25 AM	Start	Execution	GC Oven Temperature Accuracy - 7890: - Temperature : Oven - S: 230.0°C - L: >= -1.0 AND <= 1.0 % setpoint in K	None
April 21, 2023 8:57:54 AM	Audit	Data	GC Oven Temperature Accuracy - 7890: - Temperature : Oven - S: 230.0°C - L: >= -1.0 AND <= 1.0 % setpoint in K	Manual Data Entry
April 21, 2023 8:57:57 AM	End	Execution	GC Oven Temperature Accuracy - 7890: - Temperature : Oven - S: 230.0°C - L: >= -1.0 AND <= 1.0 % setpoint in K	Run Count : 1

User Name: sunee.mongkolvorakijchai
 Hostname: 5CG841017D

System Id: GC-5
 Print Date: April 21, 2023 9:44:03 AM

6006075750_OQGC5_ALS Transaction log :

Time	Transaction State	Activity Performed	Type of Transaction	Optional Information
April 21, 2023 8:58:00 AM	Start	Execution	GC Oven Temperature Accuracy - 7890: - Temperature : Oven - S: 100.0°C - L: >= -1.0 AND <= 1.0 % setpoint in K	None
April 21, 2023 8:58:41 AM	Audit	Data	GC Oven Temperature Accuracy - 7890: - Temperature : Oven - S: 100.0°C - L: >= -1.0 AND <= 1.0 % setpoint in K	Manual Data Entry
April 21, 2023 8:58:43 AM	End	Execution	GC Oven Temperature Accuracy - 7890: - Temperature : Oven - S: 100.0°C - L: >= -1.0 AND <= 1.0 % setpoint in K	Run Count : 1
April 21, 2023 8:58:47 AM	Start	Execution	GC Oven Temperature Stability - 7890: - Temperature : Oven - S: 100.0°C - L: <= 0.5°C	None
April 21, 2023 9:00:20 AM	Audit	Data	GC Oven Temperature Stability - 7890: - Temperature : Oven - S: 100.0°C - L: <= 0.5°C	Manual Data Entry
April 21, 2023 9:00:25 AM	End	Execution	GC Oven Temperature Stability - 7890: - Temperature : Oven - S: 100.0°C - L: <= 0.5°C	Run Count : 1
April 21, 2023 9:00:28 AM	Start	Execution	GC Scouting Run - Injection Tower, Front SSL, Front FID: - Part of System Preparation - No limits associated	None
April 21, 2023 9:01:10 AM	Audit	Data	GC Scouting Run - Injection Tower, Front SSL, Front FID: - Part of System Preparation - No limits associated	Data files Path : E:\OO2023 2023-04-20 15-44-25\SCOUTING.D\FID1 A.ch
April 21, 2023 9:01:51 AM	End	Execution	GC Scouting Run - Injection Tower, Front SSL, Front FID: - Part of System Preparation - No limits associated	Run Count : 1

User Name: sunee.mongkolvorakijchai
 Hostname: 5CG841017D

System Id: GC-5
 Print Date: April 21, 2023 9:44:03 AM

6006075750_OQGC5_ALS Transaction log :

Time	Transaction State	Activity Performed	Type of Transaction	Optional Information
April 21, 2023 9:01:55 AM	Start	Execution	Noise and Drift - Front FID: - Detector FID - L (Noise): <= 0.10 pA - L (Drift): <= 2.50 pA/hour	None
April 21, 2023 9:02:21 AM	Audit	Data	Noise and Drift - Front FID: - Detector FID - L (Noise): <= 0.10 pA - L (Drift): <= 2.50 pA/hour	Data files Path : E:\OQ2023 2023-04-20 15-44-25\SIGNSDRF_01.D\FID1A.ch
April 21, 2023 9:02:36 AM	End	Execution	Noise and Drift - Front FID: - Detector FID - L (Noise): <= 0.10 pA - L (Drift): <= 2.50 pA/hour	Run Count : 1
April 21, 2023 9:02:40 AM	Start	Execution	Injection Precision - Injection Tower, Front SSL, Front FID: - GC - L (Area): <= 3.00% - L (Ret. Time): <= 1.00%	None
April 21, 2023 9:03:21 AM	Audit	Data	Injection Precision - Injection Tower, Front SSL, Front FID: - GC - L (Area): <= 3.00% - L (Ret. Time): <= 1.00%	Data files Path : E:\OQ2023 2023-04-20 15-44-25\INJPREC02.D\FID1A.ch
April 21, 2023 9:03:21 AM	Audit	Data	Injection Precision - Injection Tower, Front SSL, Front FID: - GC - L (Area): <= 3.00% - L (Ret. Time): <= 1.00%	Data files Path : E:\OQ2023 2023-04-20 15-44-25\INJPREC03.D\FID1A.ch
April 21, 2023 9:03:21 AM	Audit	Data	Injection Precision - Injection Tower, Front SSL, Front FID: - GC - L (Area): <= 3.00% - L (Ret. Time): <= 1.00%	Data files Path : E:\OQ2023 2023-04-20 15-44-25\INJPREC04.D\FID1A.ch
April 21, 2023 9:03:21 AM	Audit	Data	Injection Precision - Injection Tower, Front SSL, Front FID: - GC - L (Area): <= 3.00% - L (Ret. Time): <= 1.00%	Data files Path : E:\OQ2023 2023-04-20 15-44-25\INJPREC05.D\FID1A.ch

User Name: sunee.mongkolvorakijchai
 Hostname: 5CG841017D

System Id: GC-5
 Print Date: April 21, 2023 9:44:03 AM

6006075750_OQGC5_ALS Transaction log :

Time	Transaction State	Activity Performed	Type of Transaction	Optional Information
April 21, 2023 9:03:21 AM	Audit	Data	Injection Precision - Injection Tower, Front SSL, Front FID: - GC - L (Area): <= 3.00% - L (Ret. Time): <= 1.00%	Data files Path : E:\OQ2023 2023-04-20 15-44-25\INJPREC06.D\FID1 A.ch
April 21, 2023 9:03:21 AM	Audit	Data	Injection Precision - Injection Tower, Front SSL, Front FID: - GC - L (Area): <= 3.00% - L (Ret. Time): <= 1.00%	Data files Path : E:\OQ2023 2023-04-20 15-44-25\INJPREC07.D\FID1 A.ch
April 21, 2023 9:04:01 AM	End	Execution	Injection Precision - Injection Tower, Front SSL, Front FID: - GC - L (Area): <= 3.00% - L (Ret. Time): <= 1.00%	Run Count : 1
April 21, 2023 9:04:05 AM	Start	Execution	Signal to Noise - Injection Tower, Front SSL, Front FID: - Detector FID - L: >= 300000	None
April 21, 2023 9:04:24 AM	Audit	Data	Signal to Noise - Injection Tower, Front SSL, Front FID: - Detector FID - L: >= 300000	Data files Path : E:\OQ2023 2023-04-20 15-44-25\SIGTON.D\FID1A.ch
April 21, 2023 9:04:38 AM	End	Execution	Signal to Noise - Injection Tower, Front SSL, Front FID: - Detector FID - L: >= 300000	Run Count : 1
April 21, 2023 9:05:27 AM	End	Qualification	Session	QQ
April 21, 2023 9:05:27 AM	Start	Reporting	Session	None
April 21, 2023 9:42:46 AM	Audit	Reporting	Session	Report Generated : Certificate

ภาคผนวก จ

สำเนาหนังสืออนุญาตขึ้นทะเบียนห้องปฏิบัติการวิเคราะห์เอกชน

ที่ อก ๐๓๑๐(๑)/ ๑๐๖๙



กรมโรงงานอุตสาหกรรม
ถนนพระรามที่ ๖ เขตราชเทวี
กรุงเทพมหานคร ๑๐๔๐๐

๒๘ มกราคม ๒๕๖๕

เรื่อง ต่ออายุหนังสือรับขึ้นทะเบียนห้องปฏิบัติการวิเคราะห์เอกชน

เรียน กรรมการผู้จัดการ บริษัท เอแอลเอส แลบบอราทอรี กรุ๊ป (ประเทศไทย) จำกัด

อ้างถึง คำขอขึ้นทะเบียน/ต่ออายุ/เปลี่ยนแปลงบุคลากร และชนิดสารมลพิษของห้องปฏิบัติการวิเคราะห์เอกชน

ลงวันที่ ๓๐ กรกฎาคม ๒๕๖๓

- สิ่งที่ส่งมาด้วย ๑. รายชื่อผู้ควบคุมดูแลห้องปฏิบัติการวิเคราะห์ จำนวน ๑ แผ่น
๒. รายชื่อเจ้าหน้าที่ประจำห้องปฏิบัติการวิเคราะห์ จำนวน ๕ แผ่น
๓. ขอบข่ายสารมลพิษที่ได้รับขึ้นทะเบียนจากกรมโรงงานอุตสาหกรรม จำนวน ๓๑ แผ่น

ตามหนังสือที่อ้างถึง บริษัท เอแอลเอส แลบบอราทอรี กรุ๊ป (ประเทศไทย) จำกัด ขอต่ออายุหนังสือรับขึ้นทะเบียนห้องปฏิบัติการวิเคราะห์เอกชน เลขทะเบียน ว-๒๐๔ สถานที่ตั้งเลขที่ ๑๐๔ ซอยพัฒนาการ ๔๐ ถนนพัฒนาการ แขวงพัฒนาการ เขตสวนหลวง กรุงเทพมหานคร ต่อกรมโรงงานอุตสาหกรรม นั้น

กรมโรงงานอุตสาหกรรมพิจารณาแล้ว ให้บริษัท เอแอลเอส แลบบอราทอรี กรุ๊ป (ประเทศไทย) จำกัด ต่ออายุหนังสือรับขึ้นทะเบียนห้องปฏิบัติการวิเคราะห์เอกชน โดยมีองค์ประกอบดังนี้

- ก. ผู้ควบคุมดูแลห้องปฏิบัติการวิเคราะห์ จำนวน ๖ ราย ตามสิ่งที่ส่งมาด้วย ๑
ข. เจ้าหน้าที่ประจำห้องปฏิบัติการวิเคราะห์ จำนวน ๑๖๒ ราย ตามสิ่งที่ส่งมาด้วย ๒
ค. ขอบข่ายสารมลพิษที่ได้รับขึ้นทะเบียนให้วิเคราะห์ในน้ำเสีย จำนวน ๕๙ รายการ น้ำได้ดิน จำนวน ๑๒๖ รายการ อากาศเสีย ๑๖ รายการ สิ่งปฏิกูลหรือวัสดุที่ไม่ใช้แล้ว จำนวน ๓๕ รายการ และดิน จำนวน ๑๒๕ รายการ รวมทั้งสิ้นจำนวน ๓๖๑ รายการ ตามสิ่งที่ส่งมาด้วย ๓

หนังสือฉบับนี้จะหมดอายุในวันที่ ๒ กันยายน ๒๕๖๖ หากประสงค์จะต่ออายุหนังสือรับขึ้นทะเบียนห้องปฏิบัติการวิเคราะห์เอกชน ให้ยื่นคำขอต่ออายุพร้อมเอกสารประกอบคำขอต่อกรมโรงงานอุตสาหกรรม ภายใน ๓๐ วัน ก่อนวันสิ้นอายุของหนังสือรับขึ้นทะเบียนห้องปฏิบัติการวิเคราะห์เอกชน ซึ่งคำขอต่ออายุดังกล่าวขอรับได้ที่กรมโรงงานอุตสาหกรรม

จึงเรียนมาเพื่อทราบ

ขอแสดงความนับถือ

(นายศิระ จันทรเจ็ด)

นักวิทยาศาสตร์ชำนาญการพิเศษ วิชาการการแทน
ผู้อำนวยการกองวิจัยและเตือนภัยมลพิษโรงงาน
ปฏิบัติราชการแทนอธิบดีกรมโรงงานอุตสาหกรรม

กองวิจัยและเตือนภัยมลพิษโรงงาน

กลุ่มมาตรฐานวิธีการวิเคราะห์ทดสอบมลพิษและทะเบียนห้องปฏิบัติการ

โทร. ๐ ๒๒๐๒ ๔๑๔๖ ๐ ๒๒๐๒ ๔๐๐๒

โทรสาร ๐ ๒๓๕๔ ๓๒๐๘ ๐ ๒๓๕๔ ๓๔๑๕

เอกสารแนบท้ายหนังสือรับขึ้นทะเบียนห้องปฏิบัติการวิเคราะห์เอกชน

บริษัท เอแอลเอส แลบบอราทอรี กรุ๊ป (ประเทศไทย) จำกัด

เลขทะเบียน ว-๒๐๔

ที่ อก ๐๓๑๐(๑)/

ลงวันที่ ๒๘ มกราคม ๒๕๖๕

ก. ผู้ควบคุมดูแลห้องปฏิบัติการวิเคราะห์ จำนวน ๖ ราย

- | | |
|--------------------------------|----------------------------|
| ๑) นางสาวยุพพร จันทรเปล่ง | ทะเบียนเลขที่ ว-๒๐๔-ค-๔๗๐๐ |
| ๒) นางสาวชัชชัย โกมารกุล ณ นคร | ทะเบียนเลขที่ ว-๒๐๔-ค-๔๗๐๑ |
| ๓) นายศรยุทธ จิตรานนท์ | ทะเบียนเลขที่ ว-๒๐๔-ค-๔๗๐๒ |
| ๔) นางสาวกนกกร เอนก | ทะเบียนเลขที่ ว-๒๐๔-ค-๖๑๑๑ |
| ๕) นายสุริยา สอนแก้ว | ทะเบียนเลขที่ ว-๒๐๔-ค-๖๑๑๒ |
| ๖) นายวิชาญ ชุมหรีด | ทะเบียนเลขที่ ว-๒๐๔-ค-๖๑๑๓ |

(นายศิระ จันทรเจ็ด)

นักวิทยาศาสตร์ชำนาญการพิเศษ วิชาการการแทน
ผู้อำนวยการกองวิจัยและเตือนภัยมลพิษโรงงาน
ปฏิบัติราชการแทนอธิบดีกรมโรงงานอุตสาหกรรม

เอกสารแนบท้ายหนังสือรับต่ออายุขึ้นทะเบียนห้องปฏิบัติการวิเคราะห์เอกชน

บริษัท เอแอลเอส แลบบอราทอรี กรุ๊ป (ประเทศไทย) จำกัด

เลขทะเบียน ว-๒๐๔

ที่ อก ๐๓๑๐(๑)/ ๑๐๖๙

ลงวันที่ ๒๘ มกราคม ๒๕๖๕

ข. เจ้าหน้าที่ประจำห้องปฏิบัติการวิเคราะห์ จำนวน ๑๖๒ ราย

๑) นางสาวจินดา ใจจุลธรรม	ทะเบียนเลขที่ ว-๒๐๔-จ-๔๗๐๘
๒) นางสาวสาวิตรี น้อยเสงี่ยม	ทะเบียนเลขที่ ว-๒๐๔-จ-๔๗๐๙
๓) นางสาวชนันฐกาญจน์ อิ่มชม	ทะเบียนเลขที่ ว-๒๐๔-จ-๔๗๑๐
๔) นางสาวนรินทร์ สายเส็ง	ทะเบียนเลขที่ ว-๒๐๔-จ-๔๗๑๕
๕) นางสาวนันทวิทย์ สมบูรณ์	ทะเบียนเลขที่ ว-๒๐๔-จ-๔๗๑๖
๖) นางสาวศรัณยา เฉลิมธารรงค์	ทะเบียนเลขที่ ว-๒๐๔-จ-๔๗๑๗
๗) นางสาวสรารักษ์ มงคลจิรวุฒิ	ทะเบียนเลขที่ ว-๒๐๔-จ-๔๗๑๙
๘) นางสาวศิริลักษณ์ พึ่งแพง	ทะเบียนเลขที่ ว-๒๐๔-จ-๔๗๒๐
๙) นายณพพงศ์ จันทร์พันธุ์	ทะเบียนเลขที่ ว-๒๐๔-จ-๔๕๐๘
๑๐) นายณรเศรษฐ์ โกมลาลัย	ทะเบียนเลขที่ ว-๒๐๔-จ-๔๕๑๑
๑๑) นายธนาภา จริยา	ทะเบียนเลขที่ ว-๒๐๔-จ-๔๕๑๔
๑๒) นางสาวเกศรินทร์ แก้วมัน	ทะเบียนเลขที่ ว-๒๐๔-จ-๔๕๑๖
๑๓) นางสาวสุวิมล ชัยเรืองวุฒิ	ทะเบียนเลขที่ ว-๒๐๔-จ-๔๕๑๗
๑๔) นางสาวสุชาดา ธรรมถาวร	ทะเบียนเลขที่ ว-๒๐๔-จ-๔๕๑๒
๑๕) นางสาวเปรมิกา ชัยเดชธนกุล	ทะเบียนเลขที่ ว-๒๐๔-จ-๔๕๑๓
๑๖) นางสาวศศิธร หนูสวัสดิ์	ทะเบียนเลขที่ ว-๒๐๔-จ-๔๕๑๔
๑๗) นางสาวเสาวลักษณ์ ภูณาทำพร	ทะเบียนเลขที่ ว-๒๐๔-จ-๔๕๑๕
๑๘) นายอภิสิทธิ์ สิงหา	ทะเบียนเลขที่ ว-๒๐๔-จ-๔๕๑๖
๑๙) นายศักดิ์สิทธิ์ ไพศาลพิสุทธิ	ทะเบียนเลขที่ ว-๒๐๔-จ-๔๕๑๗
๒๐) ว่าที่ร้อยตรีหญิง พรรณิภา ข้าเจริญ	ทะเบียนเลขที่ ว-๒๐๔-จ-๔๕๑๘
๒๑) นางจิตดา คำแก้ว	ทะเบียนเลขที่ ว-๒๐๔-จ-๔๕๑๑
๒๒) นางสาวอรพรรณ ภัยง	ทะเบียนเลขที่ ว-๒๐๔-จ-๖๑๑๕
๒๓) นางสาวนพรัตน์ แยมกรานต์	ทะเบียนเลขที่ ว-๒๐๔-จ-๖๑๑๙
๒๔) นายจุลเดช วารินทร์	ทะเบียนเลขที่ ว-๒๐๔-จ-๖๑๒๐
๒๕) นางสาวดาญรัตน์ ร้องคำ	ทะเบียนเลขที่ ว-๒๐๔-จ-๖๑๒๑
๒๖) นายนคร สุขเจริญ	ทะเบียนเลขที่ ว-๒๐๔-จ-๖๑๒๒
๒๗) นายบัญชา นามเขตต์	ทะเบียนเลขที่ ว-๒๐๔-จ-๖๑๒๓
๒๘) นายพรมมี ศรีปัดเนตร	ทะเบียนเลขที่ ว-๒๐๔-จ-๖๑๒๕
๒๙) นายอุทิศ อุ่นลิ้ม	ทะเบียนเลขที่ ว-๒๐๔-จ-๖๑๒๖
๓๐) ว่าที่ร้อยตรี เฉลิมเกียรติ อมรศรีเสริม	ทะเบียนเลขที่ ว-๒๐๔-จ-๖๑๒๘
๓๑) นางสาววริยา สว่างนา	ทะเบียนเลขที่ ว-๒๐๔-จ-๖๑๒๙
๓๒) นายอนุพงศ์ รัตนศรีประเสริฐ	ทะเบียนเลขที่ ว-๒๐๔-จ-๖๑๓๐
๓๓) นางสาวจุฑารัตน์ โอนสันเทียะ	ทะเบียนเลขที่ ว-๒๐๔-จ-๖๒๕๒
๓๔) นางสาวจาวรรณ พิมพ์อุทิศ	ทะเบียนเลขที่ ว-๒๐๔-จ-๗๐๗๖

(นายศิระ จันทร์เกิด)

นักวิทยาศาสตร์ชำนาญการพิเศษ วิทยาการการแพทย์

ผู้อำนวยการกองวิจัยและเตือนภัยเชิงป้องกัน

กองวิทยาศาสตร์และนวัตกรรมป้องกันภัย

๓๕) นางสาวปรารถนาทิพย์...

- ๒ -

๓๕) นางสาวปรารถนาทิพย์ กิจไพศาลศักดิ์	ทะเบียนเลขที่ ว-๒๐๔-จ-๗๐๗๕
๓๖) นางสาวเตือนใจ ทางกลาง	ทะเบียนเลขที่ ว-๒๐๔-จ-๗๐๘๐
๓๗) นางสาวจิราพร ศิริเวช	ทะเบียนเลขที่ ว-๒๐๔-จ-๗๐๘๒
๓๘) นายวรการ ผูกกริช	ทะเบียนเลขที่ ว-๒๐๔-จ-๗๐๘๓
๓๙) นายทง วิริยะสหกิจ	ทะเบียนเลขที่ ว-๒๐๔-จ-๗๐๘๔
๔๐) นายธนิศ เจนจบ	ทะเบียนเลขที่ ว-๒๐๔-จ-๗๐๘๕
๔๑) นายณิศร ข้าเพชร	ทะเบียนเลขที่ ว-๒๐๔-จ-๗๐๘๖
๔๒) นายอรรถพล นิยมวิทยาพันธ์	ทะเบียนเลขที่ ว-๒๐๔-จ-๗๐๘๗
๔๓) นายภูวิช พรหมสะอาด	ทะเบียนเลขที่ ว-๒๐๔-จ-๗๐๘๘
๔๔) นายธนเดช โกศาพิพัฒน์	ทะเบียนเลขที่ ว-๒๐๔-จ-๗๐๘๙
๔๕) นายชวฤทธิ์ วงษ์จันทร์	ทะเบียนเลขที่ ว-๒๐๔-จ-๗๐๙๐
๔๖) นายอาทิตย์ ศรีเสน	ทะเบียนเลขที่ ว-๒๐๔-จ-๗๐๙๑
๔๗) นายเจตตินทร์ คงศักดิ์ไทย	ทะเบียนเลขที่ ว-๒๐๔-จ-๗๐๙๒
๔๘) นายจรัส บุญยิ่ง	ทะเบียนเลขที่ ว-๒๐๔-จ-๗๐๙๕
๔๙) นายธนาณัติ เอนก	ทะเบียนเลขที่ ว-๒๐๔-จ-๗๐๙๖
๕๐) นายอภิวัฒน์ ทุมหนู	ทะเบียนเลขที่ ว-๒๐๔-จ-๗๐๙๗
๕๑) นางสาวสุภาขวัญ มาก	ทะเบียนเลขที่ ว-๒๐๔-จ-๗๐๙๘
๕๒) นางสาวหัตถพร ขวาลสมบูรณ์	ทะเบียนเลขที่ ว-๒๐๔-จ-๗๑๐๐
๕๓) นางสาวธิดา บุญเพ็ง	ทะเบียนเลขที่ ว-๒๐๔-จ-๗๑๐๑
๕๔) นางสาวกนกกร เข้มเพ็ชร	ทะเบียนเลขที่ ว-๒๐๔-จ-๗๑๐๒
๕๕) นางสาวพัชรียา หงษ์สมดี	ทะเบียนเลขที่ ว-๒๐๔-จ-๗๑๐๓
๕๖) นางสาวภาณิดา สุวงศ์ตระกูล	ทะเบียนเลขที่ ว-๒๐๔-จ-๗๑๐๔
๕๗) นางสาวภาณุมาศ นามวัฒน์	ทะเบียนเลขที่ ว-๒๐๔-จ-๗๑๐๕
๕๘) นางสาวอุไรรัตน์ หึงสร้างแป้น	ทะเบียนเลขที่ ว-๒๐๔-จ-๗๑๐๖
๕๙) นายธีรวัฒน์ ปวงสุข	ทะเบียนเลขที่ ว-๒๐๔-จ-๗๑๐๗
๖๐) นายอิทธิพล ยะโส	ทะเบียนเลขที่ ว-๒๐๔-จ-๗๑๐๘
๖๑) นายประพนธ์ วรรณชูชัย	ทะเบียนเลขที่ ว-๒๐๔-จ-๗๑๐๙
๖๒) นายชยธร พวงทิพย์	ทะเบียนเลขที่ ว-๒๐๔-จ-๗๑๑๐
๖๓) นางสาวกนกวรรณ จันทบาล	ทะเบียนเลขที่ ว-๒๐๔-จ-๗๑๑๑
๖๔) นางสาวเกษร หลีกบุญ	ทะเบียนเลขที่ ว-๒๐๔-จ-๗๑๑๒
๖๕) นายสิทธิโชค ธงเงิน	ทะเบียนเลขที่ ว-๒๐๔-จ-๗๑๑๓
๖๖) นางศศิลาพรรณ ใจบุญ	ทะเบียนเลขที่ ว-๒๐๔-จ-๗๕๐๕
๖๗) นางสาวพรรณธิดา พุ่มคง	ทะเบียนเลขที่ ว-๒๐๔-จ-๗๕๐๘
๖๘) นางสาวศรณีย์ ยิ่งดี	ทะเบียนเลขที่ ว-๒๐๔-จ-๗๕๐๙
๖๙) นายนาทพร ศรีวิริยะ	ทะเบียนเลขที่ ว-๒๐๔-จ-๗๕๑๐
๗๐) นายสุวิชา ทองอ่อน	ทะเบียนเลขที่ ว-๒๐๔-จ-๗๕๑๑
๗๑) นายวิญญู บุญตะเนย	ทะเบียนเลขที่ ว-๒๐๔-จ-๗๕๑๓

(นายศิระ จันทร์เกิด)

นักวิทยาศาสตร์ชำนาญการพิเศษ วิทยาการการแพทย์

ผู้อำนวยการกองวิจัยและเตือนภัยเชิงป้องกัน

กองวิทยาศาสตร์และนวัตกรรมป้องกันภัย

๗๒) นายสมบูรณ์...

๗๒) นายสมบุญ บุตรจันทร์
๗๓) นายวิรัตน์ ไชยชนะ
๗๔) นายณณบุศน์ เพิ่มพูน
๗๕) นายจิรณัฐ ขวาละอ
๗๖) นายสมโภช วันสา
๗๗) นายอัคริ นามบุรี
๗๘) นายณัฐนันท์ ปานประเสริฐ
๗๙) นายอัคริเรศ จ่อสาว
๘๐) นายประเสริฐ สุระขันธ
๘๑) นายบุญล จันทรเนียม
๘๒) นายพิรพงษ์ ทองคุณปรีดา
๘๓) นายณฤพล ทองนุช
๘๔) นายอนุวัฒน์ ม่วงแพ
๘๕) นายเจตศราวุฒิ ปิตตะมะ
๘๖) นายกฤษณะ สายวรรณ
๘๗) นายพิชัย บุญยงค์
๘๘) นายภาณุพงศ์ โหมวงศ์
๘๙) นายสามารถ คุ้มปลี
๙๐) นายสัญญา โกศรีนาม
๙๑) นายณัฐวุฒิ ศรีประเสริฐ
๙๒) นายชวลิต นาคพนม
๙๓) นายพงศ์ธร ชัยทิพย์
๙๔) ว่าที่ร้อยตรี ภาณุพงศ์ แสนศรี
๙๕) นายสิทธิโชค ทาสีตา
๙๖) นายธนากร อินสุตา
๙๗) นางสาววรรณิษา ขาติวันชัย
๙๘) นางสาวพิมพ์ตะวัน มีนากุล
๙๙) นางสาวเพชรรัตน์ สิงห์สมบุญ
๑๐๐) นางสาวชญานีน พรหมจันทร์
๑๐๑) นายกิตติ ทวีราช
๑๐๒) นายจักริน หมั่นวิชา
๑๐๓) นายฉัตรชัย สุขเปีย
๑๐๔) นายณรนนท์ ต๊ะทองคำ
๑๐๕) นายศุภพล สมนอก
๑๐๖) นายทักษิณย์ อุบลศรี
๑๐๗) นายธนศร นามะกุลณา
๑๐๘) นายอติพงศ์ บัวแดง

ทะเบียนเลขที่ ว-๒๐๔-จ-๗๕๑๔
ทะเบียนเลขที่ ว-๒๐๔-จ-๗๕๑๕
ทะเบียนเลขที่ ว-๒๐๔-จ-๗๕๑๖
ทะเบียนเลขที่ ว-๒๐๔-จ-๗๕๑๗
ทะเบียนเลขที่ ว-๒๐๔-จ-๗๕๑๘
ทะเบียนเลขที่ ว-๒๐๔-จ-๗๕๑๙
ทะเบียนเลขที่ ว-๒๐๔-จ-๗๕๒๐
ทะเบียนเลขที่ ว-๒๐๔-จ-๗๕๒๑
ทะเบียนเลขที่ ว-๒๐๔-จ-๗๕๒๒
ทะเบียนเลขที่ ว-๒๐๔-จ-๗๕๒๓
ทะเบียนเลขที่ ว-๒๐๔-จ-๗๕๒๔
ทะเบียนเลขที่ ว-๒๐๔-จ-๗๕๒๕
ทะเบียนเลขที่ ว-๒๐๔-จ-๗๕๒๖
ทะเบียนเลขที่ ว-๒๐๔-จ-๗๕๒๗
ทะเบียนเลขที่ ว-๒๐๔-จ-๗๕๒๘
ทะเบียนเลขที่ ว-๒๐๔-จ-๗๕๒๙
ทะเบียนเลขที่ ว-๒๐๔-จ-๗๕๓๐
ทะเบียนเลขที่ ว-๒๐๔-จ-๗๕๓๑
ทะเบียนเลขที่ ว-๒๐๔-จ-๗๕๓๒
ทะเบียนเลขที่ ว-๒๐๔-จ-๗๕๓๓
ทะเบียนเลขที่ ว-๒๐๔-จ-๗๕๓๔
ทะเบียนเลขที่ ว-๒๐๔-จ-๗๕๓๕
ทะเบียนเลขที่ ว-๒๐๔-จ-๗๕๓๖
ทะเบียนเลขที่ ว-๒๐๔-จ-๗๕๓๗
ทะเบียนเลขที่ ว-๒๐๔-จ-๗๕๓๘
ทะเบียนเลขที่ ว-๒๐๔-จ-๗๕๓๙
ทะเบียนเลขที่ ว-๒๐๔-จ-๗๕๔๐
ทะเบียนเลขที่ ว-๒๐๔-จ-๗๕๔๑
ทะเบียนเลขที่ ว-๒๐๔-จ-๗๕๔๒
ทะเบียนเลขที่ ว-๒๐๔-จ-๗๕๔๓

(นายศิระ จันทรเจ็ด)

นักวิทยาศาสตร์ชำนาญการพิเศษ รักษาการแทน
ผู้อำนวยการกองวิจัยและเตือนภัยมลพิษโรงงาน
กรมทรัพยากรทางทะเลและชายฝั่ง

๑๐๙) นายณนทชัย...

๑๐๙) นายณนทชัย อุปลัมภ์
๑๑๐) นายณัฐพล คุณสุทธิ
๑๑๑) นายณัฏฐ์ สารี
๑๑๒) นายปิยะนัฐ พลมะศรี
๑๑๓) นายพงศ์สิริ โสมเขียว
๑๑๔) นายพิรพัฒน์ กำคำ
๑๑๕) นายภาณุพงศ์ มานิตย์
๑๑๖) นายมงคล ผลาทิพย์
๑๑๗) นายณินท์ พูลศิริ
๑๑๘) นายสิรินันท์ ทองอิน
๑๑๙) นายอนชา ทนสมัย
๑๒๐) นายอดิศักดิ์ ผมไผ
๑๒๑) นายอนันตชัย วิสม
๑๒๒) นายณัฐดนัย เจือละออง
๑๒๓) นายวรวิธ ตีนัก
๑๒๔) นายแสงตะวัน นตะสัด
๑๒๕) นายยุทธพงศ์ รัตนะ
๑๒๖) นายชัยณัฐ ไชยชนะ
๑๒๗) นายวิศรุต ศรีธรรมมา
๑๒๘) นายณนทกร เมื่อก่อง
๑๒๙) นายกำชัย สุทธะ
๑๓๐) นางสาวณัฐภรณ์ รักทะเล
๑๓๑) นางสาวประภาภรณ์ บุตรพรม
๑๓๒) นางสาวนิลาวัลย์ นามพรม
๑๓๓) นางสาวพัชรินทร์ แสนสร้อย
๑๓๔) นายไพรัชย์ เปรียมพิมาย
๑๓๕) นางสาวศุภมาศ ทองมาก
๑๓๖) นางสาวลลิตา จิตรสว่าง
๑๓๗) นางสาวชไมพร เลิกภูเขียว
๑๓๘) นางสาวกฤติมาพร คำมีแก่น
๑๓๙) นางสาวสกลรัตน์ ภาณุภูมิ
๑๔๐) นางสาวกาญจนา คงคุณ
๑๔๑) นางสาวไพรินทร์ ศรีรูป
๑๔๒) นางสาวทิพนทร ผุยปัญญา
๑๔๓) นางสาวสาธิตา ปานทอง
๑๔๔) นางสาวอริสา ทองนวล
๑๔๕) นางสาวอรยา คำคล่อง

ทะเบียนเลขที่ ว-๒๐๔-จ-๗๕๔๔
ทะเบียนเลขที่ ว-๒๐๔-จ-๗๕๔๕
ทะเบียนเลขที่ ว-๒๐๔-จ-๗๕๔๖
ทะเบียนเลขที่ ว-๒๐๔-จ-๗๕๔๗
ทะเบียนเลขที่ ว-๒๐๔-จ-๗๕๔๘
ทะเบียนเลขที่ ว-๒๐๔-จ-๗๕๔๙
ทะเบียนเลขที่ ว-๒๐๔-จ-๗๖๐๐
ทะเบียนเลขที่ ว-๒๐๔-จ-๗๖๐๑
ทะเบียนเลขที่ ว-๒๐๔-จ-๗๖๐๒
ทะเบียนเลขที่ ว-๒๐๔-จ-๗๖๐๓
ทะเบียนเลขที่ ว-๒๐๔-จ-๗๖๐๔
ทะเบียนเลขที่ ว-๒๐๔-จ-๗๖๐๕
ทะเบียนเลขที่ ว-๒๐๔-จ-๗๖๐๖
ทะเบียนเลขที่ ว-๒๐๔-จ-๗๖๐๗
ทะเบียนเลขที่ ว-๒๐๔-จ-๗๖๐๘
ทะเบียนเลขที่ ว-๒๐๔-จ-๗๖๐๙
ทะเบียนเลขที่ ว-๒๐๔-จ-๗๖๑๐
ทะเบียนเลขที่ ว-๒๐๔-จ-๗๖๑๑
ทะเบียนเลขที่ ว-๒๐๔-จ-๗๖๑๒
ทะเบียนเลขที่ ว-๒๐๔-จ-๗๖๑๓
ทะเบียนเลขที่ ว-๒๐๔-จ-๗๖๑๔
ทะเบียนเลขที่ ว-๒๐๔-จ-๗๖๑๕
ทะเบียนเลขที่ ว-๒๐๔-จ-๗๖๑๖
ทะเบียนเลขที่ ว-๒๐๔-จ-๗๖๑๗
ทะเบียนเลขที่ ว-๒๐๔-จ-๗๖๑๘
ทะเบียนเลขที่ ว-๒๐๔-จ-๗๖๑๙
ทะเบียนเลขที่ ว-๒๐๔-จ-๗๖๒๐
ทะเบียนเลขที่ ว-๒๐๔-จ-๗๖๒๑
ทะเบียนเลขที่ ว-๒๐๔-จ-๗๖๒๒
ทะเบียนเลขที่ ว-๒๐๔-จ-๗๖๒๓
ทะเบียนเลขที่ ว-๒๐๔-จ-๗๖๒๔
ทะเบียนเลขที่ ว-๒๐๔-จ-๗๖๒๕
ทะเบียนเลขที่ ว-๒๐๔-จ-๗๖๒๖
ทะเบียนเลขที่ ว-๒๐๔-จ-๗๖๒๗
ทะเบียนเลขที่ ว-๒๐๔-จ-๗๖๒๘
ทะเบียนเลขที่ ว-๒๐๔-จ-๗๖๒๙
ทะเบียนเลขที่ ว-๒๐๔-จ-๗๖๓๐
ทะเบียนเลขที่ ว-๒๐๔-จ-๗๖๓๑
ทะเบียนเลขที่ ว-๒๐๔-จ-๗๖๓๒
ทะเบียนเลขที่ ว-๒๐๔-จ-๗๖๓๓
ทะเบียนเลขที่ ว-๒๐๔-จ-๗๖๓๔

(นายศิระ จันทรเจ็ด)

นักวิทยาศาสตร์ชำนาญการพิเศษ รักษาการแทน
ผู้อำนวยการกองวิจัยและเตือนภัยมลพิษโรงงาน
กรมทรัพยากรทางทะเลและชายฝั่ง

๑๔๖) นางสาวชุตติภรณ์...

๑๔๖) นางสาวชุตานภรณ์ สุนทรสนาน	ทะเบียนเลขที่ ว-๒๐๔-จ-๙๒๓๕
๑๔๗) นางสาวสุภารัตน์ นนทประสาท	ทะเบียนเลขที่ ว ๒๐๔ จ ๙๒๓๖
๑๔๘) นางสาววชิรณี เนียมกลาง	ทะเบียนเลขที่ ว-๒๐๔-จ-๙๒๓๗
๑๔๙) นางสาวกัญญารัตน์ ศรีนิลทา	ทะเบียนเลขที่ ว-๒๐๔-จ-๙๒๓๘
๑๕๐) นางสาวอัญชลี คำจันทร์	ทะเบียนเลขที่ ว-๒๐๔-จ-๙๒๓๙
๑๕๑) นายบุญฤทธิ์ เอี่ยมเทศ	ทะเบียนเลขที่ ว-๒๐๔-จ-๙๒๔๐
๑๕๒) นายศิริวัฒน์ พานิชย์	ทะเบียนเลขที่ ว-๒๐๔-จ-๙๒๔๑
๑๕๓) นางสาวศุภรดา ปันมยุรา	ทะเบียนเลขที่ ว-๒๐๔-จ-๙๒๔๒
๑๕๔) นางสาวพาดิ์ คุณนนาน	ทะเบียนเลขที่ ว-๒๐๔-จ-๙๒๔๓
๑๕๕) นางสาวจิราเจต พองดา	ทะเบียนเลขที่ ว-๒๐๔-จ-๙๒๔๔
๑๕๖) นางสาวกนกภรณ์ อูระ	ทะเบียนเลขที่ ว-๒๐๔-จ-๙๒๔๕
๑๕๗) นางสาวอารยา มีชัย	ทะเบียนเลขที่ ว-๒๐๔-จ-๙๒๔๖
๑๕๘) นางสาวจิตสุภา ประเทืองสุข	ทะเบียนเลขที่ ว-๒๐๔-จ-๙๒๔๗
๑๕๙) นางสาวอริสา วิริยขันติธรรม	ทะเบียนเลขที่ ว-๒๐๔-จ-๙๒๔๘
๑๖๐) นางสาววิชุดา นาคผจญ	ทะเบียนเลขที่ ว-๒๐๔-จ-๙๒๔๙
๑๖๑) นางสาวพนิดา ยอดอินทร์	ทะเบียนเลขที่ ว-๒๐๔-จ-๙๒๕๐
๑๖๒) นางสาวนันทิยา จันทะสุน	ทะเบียนเลขที่ ว-๒๐๔-จ-๙๒๕๑



(นายดิระ จันทรเจ็ด)

นักวิทยาศาสตร์ชำนาญการพิเศษ วิชาการเกษตร

ผู้อำนวยการกองวิจัยและเตือนภัยมลพิษโรงงาน

ปฏิบัติการแทนอธิบดีกรมโรงงานอุตสาหกรรม

เอกสารแนบท้ายหนังสือรับต่ออายุขึ้นทะเบียนห้องปฏิบัติการวิเคราะห์เอกชน

บริษัท เอแอลเอส แลборทอรี กรุ๊ป (ประเทศไทย) จำกัด

เลขทะเบียน ว-๒๐๔

ที่ อก ๐๓๑๐(๑)/ ๑๐๖๙

ลงวันที่ ๒๘ มกราคม ๒๕๖๕

ขอขยายสารมลพิษที่ได้รับขึ้นทะเบียนจากกรมโรงงานอุตสาหกรรม จำนวน ๓๖๑ รายการ

น้ำเสีย จำนวน 59 รายการ

ลำดับที่	สารมลพิษ	วิธีวิเคราะห์
1	Aldicarb	High-Performance Liquid Chromatographic Method ^[4]
2	Aldicarb Sulfone	High-Performance Liquid Chromatographic Method ^[4]
3	Aldicarb Sulfoxide	High-Performance Liquid Chromatographic Method ^[4]
4	Aldrin	Liquid-Liquid Extraction, Gas Chromatographic Method ^[4]
5	Arsenic	1) Digestion, Inductively Coupled Plasma Method ^[4] 2) Digestion, Inductively Coupled Plasma/ Mass Spectrometric Method ^[4]
6	Barium	1) Digestion, Inductively Coupled Plasma Method ^[4] 2) Digestion, Inductively Coupled Plasma/ Mass Spectrometric Method ^[4]
7	α-BHC	Liquid-Liquid Extraction, Gas Chromatographic Method ^[4]
8	β-BHC	Liquid-Liquid Extraction, Gas Chromatographic Method ^[4]
9	δ-BHC	Liquid-Liquid Extraction, Gas Chromatographic Method ^[4]
10	γ-BHC	Liquid-Liquid Extraction, Gas Chromatographic Method ^[4]
11	Biochemical Oxygen Demand	1) 5-Day BOD Test, Azide Modification Method ^[4] 2) 5-Day BOD Test, Membrane Electrode Method ^[4]
12	Carbaryl	High-Performance Liquid Chromatographic Method ^[4]
13	Carbofuran	High-Performance Liquid Chromatographic Method ^[4]
14	Cadmium	1) Digestion, Inductively Coupled Plasma Method ^[4] 2) Digestion, Inductively Coupled Plasma/ Mass Spectrometric Method ^[4]
15	Chemical Oxygen Demand	1) Closed Reflux, Colorimetric Method ^[4] 2) Closed Reflux, Titrimetric Method ^[4]
16	Chlordane	Liquid-Liquid Extraction, Gas Chromatographic Method ^[4]
17	Chromium	1) Digestion, Inductively Coupled Plasma Method ^[4] 2) Digestion, Inductively Coupled Plasma/Mass Spectrometric Method ^[4]
18	Color	ADMI Weighted-Ordinate Spectrophotometric Method




(นางริภาญจน์ จัตราสกุลวิไล)

19 Copper...

ผู้อำนวยการกลุ่มมาตรฐานวิธีการวิเคราะห์ทดสอบมลพิษ

และทะเบียนห้องปฏิบัติการ

ลำดับที่	สารมลพิษ	วิธีวิเคราะห์
19	Copper	1) Digestion, Inductively Coupled Plasma Method ^[4] 2) Digestion, Inductively Coupled Plasma/ Mass Spectrometric Method ^[4]
20	Cyanide	Distillation, Colorimetric Method ^[4]
21	2,4'-DDD	Liquid-Liquid Extraction, Gas Chromatographic Method ^[4]
22	4,4'-DDD	Liquid-Liquid Extraction, Gas Chromatographic Method ^[4]
23	2,4'-DDE	Liquid-Liquid Extraction, Gas Chromatographic Method ^[4]
24	4,4'-DDE	Liquid-Liquid Extraction, Gas Chromatographic Method ^[4]
25	2,4'-DDT	Liquid-Liquid Extraction, Gas Chromatographic Method ^[4]
26	4,4'-DDT	Liquid-Liquid Extraction, Gas Chromatographic Method ^[4]
27	Dieldrin	Liquid-Liquid Extraction, Gas Chromatographic Method ^[4]
28	Endosulfan Sulfate	Liquid-Liquid Extraction, Gas Chromatographic Method ^[4]
29	Endosulfan I	Liquid-Liquid Extraction, Gas Chromatographic Method ^[4]
30	Endosulfan II	Liquid-Liquid Extraction, Gas Chromatographic Method ^[4]
31	Endrin	Liquid-Liquid Extraction, Gas Chromatographic Method ^[4]
32	Endrin Aldehyde	Liquid-Liquid Extraction, Gas Chromatographic Method ^[4]
33	Formaldehyde	Distillation, Colorimetric Method ^[3]
34	Free Chlorine	1) DPD Ferrous Titrimetric Method ^[4] 2) Iodometric Method ^[4]
35	Heptachlor	Liquid-Liquid Extraction, Gas Chromatographic Method ^[4]
36	Heptachlor epoxide	Liquid-Liquid Extraction, Gas Chromatographic Method ^[4]
37	Hexavalent Chromium	Filtration, Colorimetric Method ^[4]
38	3-Hydroxycarbofuran	High-Performance Liquid Chromatographic Method ^[4]
39	Lead	1) Digestion, Inductively Coupled Plasma Method ^[4] 2) Digestion, Inductively Coupled Plasma/ Mass Spectrometric Method ^[4]
40	Manganese	1) Digestion, Inductively Coupled Plasma Method ^[4] 2) Digestion, Inductively Coupled Plasma/ Mass Spectrometric Method ^[4]
41	Mercury	1) Digestion, Cold-Vapor Atomic Absorption Spectrometric Method ^[4] 2) Digestion, Inductively Coupled Plasma/Mass spectrometric Method ^[4]
42	Methiocarb	High-Performance Liquid Chromatographic Method ^[4]
43	Methoxychlor	Liquid-Liquid Extraction, Gas Chromatographic Method ^[4]



 (นางกริยาญจน์ นัตถกุลวิไล)
 ผู้อำนวยการกลุ่มมาตรฐานวิธีการวิเคราะห์ทดสอบมลพิษ
 ...กรมส่งเสริมการค้าระหว่างประเทศ

44 Methomyl...

ลำดับที่	สารมลพิษ	วิธีวิเคราะห์
44	Methomyl	High-Performance Liquid Chromatographic Method ^[4]
45	Nickel	1) Digestion, Inductively Coupled Plasma Method ^[4] 2) Digestion, Inductively Coupled Plasma/ Mass Spectrometric Method ^[4]
46	Oil & Grease	1) Liquid-Liquid, Partition-Gravimetric Method ^[4] 2) Soxhlet Extraction Method ^[4]
47	Oxamyl	High-Performance Liquid Chromatographic Method ^[4]
48	Propoxur	High-Performance Liquid Chromatographic Method ^[4]
49	pH	Electrometric Method ^[4]
50	Phenols	1) Distillation, Chloroform Extraction Method ^[4] 2) Distillation, Direct Photometric Method ^[4]
51	Selenium	1) Digestion, Inductively Coupled Plasma Method ^[4] 2) Digestion, Inductively Coupled Plasma/ Mass Spectrometric Method ^[4]
52	Sulfide	Iodometric Method ^[4]
53	Temperature	Laboratory and Field Methods ^[4]
54	Total Dissolved Solids	Dried at 180 °C ^[4]
55	Total Kjeldahl Nitrogen	Semi-Micro Kjeldahl Method ^[4]
56	Total Suspended Solids	Dried at 103-105 °C ^[4]
57	Toxaphene	Liquid-Liquid Extraction, Gas Chromatographic Method ^[4]
58	Trivalent Chromium	1) Digestion, Inductively Coupled Plasma Method; Colorimetric Method; Calculation ^[4] 2) Digestion, Inductively Coupled Plasma/ Mass Spectrometric Method; Colorimetric Method; Calculation ^[4]
59	Zinc	1) Digestion, Inductively Coupled Plasma Method ^[4] 2) Digestion, Inductively Coupled Plasma/Mass Spectrometric Method ^[4]

น้ำใต้ดิน จำนวน 126 รายการ

ลำดับที่	สารมลพิษ	วิธีวิเคราะห์
1	Acenaphthene	Liquid-Liquid Extraction, Gas Chromatographic/ Mass Spectrometric Method ^[4]
2	Acetone	Purge and Trap, Gas Chromatographic/ Mass Spectrometric Method ^[4]


 (นางกริยาญจน์ นัตถกุลวิไล)
 ผู้อำนวยการกลุ่มมาตรฐานวิธีการวิเคราะห์ทดสอบมลพิษ
 และทะเบียนห้องปฏิบัติการ

3 Aldrin...

ลำดับที่	สารมลพิษ	วิธีวิเคราะห์
3	Aldrin	Liquid-Liquid Extraction, Gas Chromatographic/ Mass Spectrometric Method ^[4]
4	Anthracene	Liquid-Liquid Extraction, Gas Chromatographic/ Mass Spectrometric Method ^[4]
5	Antimony	1) Digestion, Inductively Coupled Plasma Method ^[4] 2) Digestion, Inductively Coupled Plasma/ Mass Spectrometric Method ^[4]
6	Arsenic	1) Digestion, Inductively Coupled Plasma Method ^[4] 2) Digestion, Inductively Coupled Plasma/ Mass Spectrometric Method ^[4]
7	Atrazine	Liquid-Liquid Extraction, Gas Chromatographic/ Mass Spectrometric Method ^[4]
8	Barium	1) Digestion, Inductively Coupled Plasma Method ^[4] 2) Digestion, Inductively Coupled Plasma/ Mass Spectrometric Method ^[4]
9	Benz(a)anthracene	Liquid-Liquid Extraction, Gas Chromatographic/ Mass Spectrometric Method ^[4]
10	Benzene	Purge and Trap, Gas Chromatographic/ Mass Spectrometric Method ^[4]
11	Benzo(b)fluoranthene	Liquid-Liquid Extraction, Gas Chromatographic/ Mass Spectrometric Method ^[4]
12	Benzo(k)fluoranthene	Liquid-Liquid Extraction, Gas Chromatographic/ Mass Spectrometric Method ^[4]
13	Benzoic Acid	Liquid-Liquid Extraction, Gas Chromatographic/ Mass Spectrometric Method ^[4]
14	Benzo(a)pyrene	Liquid-Liquid Extraction, Gas Chromatographic/ Mass Spectrometric Method ^[4]
15	Benzo[g,h,i]perylene	Liquid-Liquid Extraction, Gas Chromatographic/ Mass Spectrometric Method ^[4]
16	Beryllium	1) Digestion, Inductively Coupled Plasma Method ^[4] 2) Digestion, Inductively Coupled Plasma/ Mass Spectrometric Method ^[4]
17	Bis(2-chloroethyl)ether	Liquid-Liquid Extraction, Gas Chromatographic/ Mass Spectrometric Method ^[4]

วิภาดา

18 Bis(2-ethylhexyl)phthalate...

(นางริกาญจน์ ฉัตรสกุลวิไล)

ผู้อำนวยการกลุ่มมาตรฐานวิธีการวิเคราะห์ทดสอบมลพิษ
และประเมินผลกระทบต่อสุขภาพ

ลำดับที่	สารมลพิษ	วิธีวิเคราะห์
18	Bis(2-ethylhexyl)phthalate	Liquid-Liquid Extraction, Gas Chromatographic/ Mass Spectrometric Method ^[4]
19	Bromodichloromethane	Purge and Trap, Gas Chromatographic/ Mass Spectrometric Method ^[4]
20	Bromoform	Purge and Trap, Gas Chromatographic/ Mass Spectrometric Method ^[4]
21	Butanol	Purge and Trap, Gas Chromatographic/ Mass Spectrometric Method ^[4] Equilibrium Headspace, Gas Chromatographic/ Mass Spectrometric Method ^[4]
22	Butyl Benzyl Phthalate	Liquid-Liquid Extraction, Gas Chromatographic/ Mass Spectrometric Method ^[4]
23	Cadmium	1) Digestion, Inductively Coupled Plasma Method ^[4] 2) Digestion, Inductively Coupled Plasma/ Mass Spectrometric Method ^[4]
24	Carbazole	Liquid-Liquid Extraction, Gas Chromatographic/ Mass Spectrometric Method ^[4]
25	Carbon Disulfide	Purge and Trap, Gas Chromatographic/ Mass Spectrometric Method ^[4]
26	Carbon tetrachloride	Purge and Trap, Gas Chromatographic/ Mass Spectrometric Method ^[4]
27	Chlordane	Liquid-Liquid Extraction, Gas Chromatographic/ Mass Spectrometric Method ^[4]
28	p-Chloroaniline	Liquid-Liquid Extraction, Gas Chromatographic/ Mass Spectrometric Method ^[4]
29	Chlorobenzene	Purge and Trap, Gas Chromatographic/ Mass Spectrometric Method ^[4]
30	Chlorodibromomethane	Purge and Trap, Gas Chromatographic/ Mass Spectrometric Method ^[4]
31	Chloroform	Purge and Trap, Gas Chromatographic/ Mass Spectrometric Method ^[4]
32	2-Chlorophenol	Liquid-Liquid Extraction, Gas Chromatographic/ Mass Spectrometric Method ^[4]
33	Chromium	1) Digestion, Inductively Coupled Plasma Method ^[4] 2) Digestion, Inductively Coupled Plasma/ Mass Spectrometric Method ^[4]

วิภาดา

34 Chromium (III)...

(นางริกาญจน์ ฉัตรสกุลวิไล)

ผู้อำนวยการกลุ่มมาตรฐานวิธีการวิเคราะห์ทดสอบมลพิษ

ลำดับที่	สารมลพิษ	วิธีวิเคราะห์
34	Chromium (III)	1) Digestion, Inductively Coupled Plasma Method; Colorimetric Method; Calculation ^[4] 2) Digestion, Inductively Coupled Plasma/ Mass Spectrometric Method; Colorimetric Method; Calculation ^[4]
35	Chromium (VI)	Colorimetric Method ^[4]
36	Chrysene	Liquid-Liquid Extraction, Gas Chromatographic/ Mass Spectrometric Method ^[4]
37	Cyanide	Distillation, Colorimetric Method ^[4]
38	2,4-D	Liquid-Liquid Extraction, Gas Chromatographic/ Mass Spectrometric Method ^[4]
39	DDD	Liquid-Liquid Extraction, Gas Chromatographic/ Mass Spectrometric Method ^[4]
40	DDE	Liquid-Liquid Extraction, Gas Chromatographic/ Mass Spectrometric Method ^[4]
41	DDT	Liquid-Liquid Extraction, Gas Chromatographic/ Mass Spectrometric Method ^[4]
42	Dibenz(a,h)anthracene	Liquid-Liquid Extraction, Gas Chromatographic/ Mass Spectrometric Method ^[4]
43	Di-n-Butyl Phthalate	Liquid-Liquid Extraction, Gas Chromatographic/ Mass Spectrometric Method ^[4]
44	1,2-Dichlorobenzene	Purge and Trap, Gas Chromatographic/ Mass Spectrometric Method ^[4]
45	1,3-Dichlorobenzene	Purge and Trap, Gas Chromatographic/ Mass Spectrometric Method ^[4]
46	1,4-Dichlorobenzene	Purge and Trap, Gas Chromatographic/ Mass Spectrometric Method ^[4]
47	3,3-Dichlorobenzidine	Liquid-Liquid Extraction, Gas Chromatographic/ Mass Spectrometric Method ^[4]
48	1,1-Dichloroethane	Purge and Trap, Gas Chromatographic/ Mass Spectrometric Method ^[4]
49	1,2-Dichloroethane	Purge and Trap, Gas Chromatographic/ Mass Spectrometric Method ^[4]
50	1,1-Dichloroethylene	Purge and Trap, Gas Chromatographic/ Mass Spectrometric Method ^[4]

ฉันทนา

51 cis-1,2-Dichloroethylene...

(นางริกาญจน์ ฉัตรสกุลวิไล)

ผู้อำนวยการกลุ่มมาตรฐานวิชาการวิเคราะห์ทดสอบมลพิษ
และทะเบียนห้องปฏิบัติการ

ลำดับที่	สารมลพิษ	วิธีวิเคราะห์
51	cis-1,2-Dichloroethylene	Purge and Trap, Gas Chromatographic/ Mass Spectrometric Method ^[4]
52	trans-1,2-Dichloroethylene	Purge and Trap, Gas Chromatographic/ Mass Spectrometric Method ^[4]
53	2,4-Dichlorophenol	Liquid-Liquid Extraction, Gas Chromatographic/ Mass Spectrometric Method ^[4]
54	1,2-Dichloropropane	Purge and Trap, Gas Chromatographic/ Mass Spectrometric Method ^[4]
55	1,3-Dichloropropane	Purge and Trap, Gas Chromatographic/ Mass Spectrometric Method ^[4]
56	1,3-Dichloropropene	Purge and Trap, Gas Chromatographic/ Mass Spectrometric Method ^[4]
57	Dieldrin	Liquid-Liquid Extraction, Gas Chromatographic/ Mass Spectrometric Method ^[4]
58	Diethyl Phthalate	Liquid-Liquid Extraction, Gas Chromatographic/ Mass Spectrometric Method ^[4]
59	2,4-Dimethylphenol	Liquid-Liquid Extraction, Gas Chromatographic/ Mass Spectrometric Method ^[4]
60	2,4-Dinitrophenol	Liquid-Liquid Extraction, Gas Chromatographic/ Mass Spectrometric Method ^[4]
61	2,4-Dinitrotoluene	Liquid-Liquid Extraction, Gas Chromatographic/ Mass Spectrometric Method ^[4]
62	2,6-Dinitrotoluene	Liquid-Liquid Extraction, Gas Chromatographic/ Mass Spectrometric Method ^[4]
63	Di-n-Octyl Phthalate	Liquid-Liquid Extraction, Gas Chromatographic/ Mass Spectrometric Method ^[4]
64	Endosulfan	Liquid-Liquid Extraction, Gas Chromatographic/ Mass Spectrometric Method ^[4]
65	Endrin	Liquid-Liquid Extraction, Gas Chromatographic/ Mass Spectrometric Method ^[4]
66	Ethylbenzene	Purge and Trap, Gas Chromatographic/ Mass Spectrometric Method ^[4]
67	Fluoranthene	Liquid-Liquid Extraction, Gas Chromatographic/ Mass Spectrometric Method ^[4]

ฉันทนา

68 Fluorene...

(นางริกาญจน์ ฉัตรสกุลวิไล)

ผู้อำนวยการกลุ่มมาตรฐานวิชาการวิเคราะห์ทดสอบมลพิษ
และทะเบียนห้องปฏิบัติการ

ลำดับที่	สารมลพิษ	วิธีวิเคราะห์
68	Fluorene	Liquid-Liquid Extraction, Gas Chromatographic/ Mass Spectrometric Method ⁽⁴⁾
69	Heptachlor	Liquid-Liquid Extraction, Gas Chromatographic/ Mass Spectrometric Method ⁽⁴⁾
70	Heptachlor epoxide	Liquid-Liquid Extraction, Gas Chromatographic/ Mass Spectrometric Method ⁽⁴⁾
71	Hexachlorobenzene	Liquid-Liquid Extraction, Gas Chromatographic/ Mass Spectrometric Method ⁽⁴⁾
72	Hexachloro-1,3-butadiene	Purge and Trap, Gas Chromatographic/ Mass Spectrometric Method ⁽⁴⁾
73	n-Hexane	Purge and Trap, Gas Chromatographic/ Mass Spectrometric Method ⁽⁴⁾
74	α-HCH	Liquid-Liquid Extraction, Gas Chromatographic/ Mass Spectrometric Method ⁽⁴⁾
75	β-HCH	Liquid-Liquid Extraction, Gas Chromatographic/ Mass Spectrometric Method ⁽⁴⁾
76	γ-HCH	Liquid-Liquid Extraction, Gas Chromatographic/ Mass Spectrometric Method ⁽⁴⁾
77	Hexachlorocyclopentadiene	Liquid-Liquid Extraction, Gas Chromatographic/ Mass Spectrometric Method ⁽⁴⁾
78	Hexachloroethane	Liquid-Liquid Extraction, Gas Chromatographic/ Mass Spectrometric Method ⁽⁴⁾
79	Indeno(1,2,3-cd)pyrene	Liquid-Liquid Extraction, Gas Chromatographic/ Mass Spectrometric Method ⁽⁴⁾
80	Isophorone	Liquid-Liquid Extraction, Gas Chromatographic/ Mass Spectrometric Method ⁽⁴⁾
81	Lead	1) Digestion, Inductively Coupled Plasma Method ⁽⁴⁾ 2) Digestion, Inductively Coupled Plasma/ Mass Spectrometric Method ⁽⁴⁾
82	Manganese	1) Digestion, Inductively Coupled Plasma Method ⁽⁴⁾ 2) Digestion, Inductively Coupled Plasma/ Mass Spectrometric Method ⁽⁴⁾
83	Mercury	1) Cold Vapor Atomic Absorption Spectrometric Method ⁽⁴⁾ 2) Digestion, Inductively Coupled Plasma/ Mass Spectrometric Method ⁽⁴⁾

วิธีวิเคราะห์

84 Methanol...

(นางริกาญจน์ ฉัตรสกุลวิไล)

ผู้อำนวยการกลุ่มมาตรฐานวิธีการวิเคราะห์ทดสอบมลพิษ
และประเมินผลมลพิษทางอากาศ

ลำดับที่	สารมลพิษ	วิธีวิเคราะห์
84	Methanol	1) Purge and Trap, Gas Chromatographic/ Mass Spectrometric Method ⁽⁴⁾ 2) Equilibrium Headspace, Gas Chromatographic/ Mass Spectrometric Method ⁽⁴⁾
85	Methoxychlor	Liquid-Liquid Extraction, Gas Chromatographic/ Mass Spectrometric Method ⁽⁴⁾
86	Methyl Bromide	Purge and Trap, Gas Chromatographic/ Mass Spectrometric Method ⁽⁴⁾
87	Methylene Chloride	Purge and Trap, Gas Chromatographic/ Mass Spectrometric Method ⁽⁴⁾
88	2-Methylphenol	Liquid-Liquid Extraction, Gas Chromatographic/ Mass Spectrometric Method ⁽⁴⁾
89	2-Methylnaphthalene	Liquid-Liquid Extraction, Gas Chromatographic/ Mass Spectrometric Method ⁽⁴⁾
90	Methyl tert-Butyl Ether	Purge and Trap, Gas Chromatographic/ Mass Spectrometric Method ⁽⁴⁾
91	Naphthalene	Liquid-Liquid Extraction, Gas Chromatographic/ Mass Spectrometric Method ⁽⁴⁾
92	Nickel	1) Digestion, Inductively Coupled Plasma Method ⁽⁴⁾ 2) Digestion, Inductively Coupled Plasma/ Mass Spectrometric Method ⁽⁴⁾
93	Nitrobenzene	Liquid-Liquid Extraction, Gas Chromatographic/ Mass Spectrometric Method ⁽⁴⁾
94	N-Nitrosodiphenylamine	Liquid-Liquid Extraction, Gas Chromatographic/ Mass Spectrometric Method ⁽⁴⁾
95	N-Nitrosodi-n-Propylamine	Liquid-Liquid Extraction, Gas Chromatographic/ Mass Spectrometric Method ⁽⁴⁾
96	Polychlorinated Biphenyls - PCB 1016 - PCB 1221 - PCB 1232 - PCB 1242 - PCB 1248 - PCB 1254 - PCB 1260	Liquid-Liquid Extraction, Gas Chromatographic/ Mass Spectrometric Method ⁽⁴⁾

วิธีวิเคราะห์

97 Pentachlorophenol...

(นางริกาญจน์ ฉัตรสกุลวิไล)

ผู้อำนวยการกลุ่มมาตรฐานวิธีการวิเคราะห์ทดสอบมลพิษ
และประเมินผลมลพิษทางอากาศ

ลำดับที่	สารมลพิษ	วิธีวิเคราะห์
97	Pentachlorophenol	Liquid-Liquid Extraction, Gas Chromatographic/ Mass Spectrometric Method ^[4]
98	pH	Electrometric Method ^[4]
99	Phenanthrene	Liquid-Liquid Extraction, Gas Chromatographic/ Mass Spectrometric Method ^[4]
100	Phenol	1) Distillation, Direct Photometric Method ^[4] 2) Liquid-Liquid Extraction, Gas Chromatographic/ Mass Spectrometric Method ^[4]
101	Pyrene	Liquid-Liquid Extraction, Gas Chromatographic/ Mass Spectrometric Method ^[4]
102	Selenium	1) Digestion, Inductively Coupled Plasma Method ^[4] 2) Digestion, Inductively Coupled Plasma/ Mass Spectrometric Method ^[4]
103	Silver	1) Digestion, Inductively Coupled Plasma Method ^[4] 2) Digestion, Inductively Coupled Plasma/ Mass Spectrometric Method ^[4]
104	Styrene	Purge and Trap, Gas Chromatographic/ Mass Spectrometric Method ^[4]
105	1,1,2,2-Tetrachloroethane	Purge and Trap, Gas Chromatographic/ Mass Spectrometric Method ^[4]
106	Tetrachloroethylene	Purge and Trap, Gas Chromatographic/ Mass Spectrometric Method ^[4]
107	Toluene	Purge and Trap, Gas Chromatographic/ Mass Spectrometric Method ^[4]
108	Toxaphene	Liquid-Liquid Extraction, Gas Chromatographic/ Mass Spectrometric Method ^[4]
109	TPH (C ₅ -C ₈)	Purge and Trap, Gas Chromatographic/ Mass Spectrometric Method ^[13,24]
110	TPH (C ₈ -C ₁₆)	Solvent Extraction, Gas Chromatographic Method ^[9,21]
111	TPH (C ₁₆ -C ₃₅)	Solvent Extraction, Gas Chromatographic Method ^[9,21]
112	1,2,4-Trichlorobenzene	Purge and Trap, Gas Chromatographic/ Mass Spectrometric Method ^[4]
113	1,1,1-Trichloroethane	Purge and Trap, Gas Chromatographic/ Mass Spectrometric Method ^[4]

วิทย์

114 1,1,2-Trichloroethane...

(นางริกาญจน์ ฉัตรสกุลวิไล)

ผู้อำนวยการกลุ่มมาตรฐานวิธีการวิเคราะห์ทดสอบมลพิษ
และทะเบียนห้องปฏิบัติการ

ลำดับที่	สารมลพิษ	วิธีวิเคราะห์
114	1,1,2-Trichloroethane	Purge and Trap, Gas Chromatographic/ Mass Spectrometric Method ^[4]
115	Trichloroethylene	Purge and Trap, Gas Chromatographic/ Mass Spectrometric Method ^[4]
116	2,4,5-Trichlorophenol	Liquid-Liquid Extraction, Gas Chromatographic/ Mass Spectrometric Method ^[4]
117	2,4,6-Trichlorophenol	Liquid-Liquid Extraction, Gas Chromatographic/ Mass Spectrometric Method ^[4]
118	1,3,5-Trimethylbenzene	Purge and Trap, Gas Chromatographic/ Mass Spectrometric Method ^[4]
119	Vanadium	1) Digestion, Inductively Coupled Plasma Method ^[4] 2) Digestion, Inductively Coupled Plasma/ Mass Spectrometric Method ^[4]
120	Vinyl Acetate	Purge and Trap, Gas Chromatographic/ Mass Spectrometric Method ^[4]
121	Vinyl Chloride	Purge and Trap, Gas Chromatographic/ Mass Spectrometric Method ^[4]
122	m-Xylene	Purge and Trap, Gas Chromatographic/ Mass Spectrometric Method ^[4]
123	o-Xylene	Purge and Trap, Gas Chromatographic/ Mass Spectrometric Method ^[4]
124	p-Xylene	Purge and Trap, Gas Chromatographic/ Mass Spectrometric Method ^[4]
125	Xylene (Total)	Purge and Trap, Gas Chromatographic/ Mass Spectrometric Method ^[4]
126	Zinc	1) Digestion, Inductively Coupled Plasma Method ^[4] 2) Digestion, Inductively Coupled Plasma/ Mass Spectrometric Method ^[4]

เอกสารเสีย (ปล่อยระบาย) จำนวน 16 รายการ

ลำดับที่	สารมลพิษ	วิธีวิเคราะห์
1	Antimony	Isokinetic, Digestion, Inductively Coupled Plasma Method ^[5]
2	Arsenic	Isokinetic, Digestion, Inductively Coupled Plasma Method ^[5]


วิทย์

3 Carbon Monoxide...

(นางริกาญจน์ ฉัตรสกุลวิไล)

ผู้อำนวยการกลุ่มมาตรฐานวิธีการวิเคราะห์ทดสอบมลพิษ
และทะเบียนห้องปฏิบัติการ


ลำดับที่	สารมลพิษ	วิธีวิเคราะห์
3	Carbon Monoxide	1) Sampling Bag Non-Dispersive Infrared Method ^[5] 2) Non-Dispersive Infrared Method ^[5] 3) Instrumental Analyzer Method ^[5]
4	Chlorine	1) Absorption Sampling, Ion Chromatographic Method ^[5] 2) Isokinetic Sampling, Ion Chromatographic Method ^[5]
5	Copper	Isokinetic, Digestion, Inductively Coupled Plasma Method ^[5]
6	Dioxins	Isokinetic Sampling, Analysis by ISO/IEC 17025 Accredited Laboratory or Analysis by Department of Industrial Works Registered Laboratory (Dioxins/Furans Analysis Approved) ^[5]
7	Hydrogen Chloride	1) Absorption Sampling, Ion Chromatographic Method ^[5] 2) Isokinetic Sampling, Ion Chromatographic Method ^[5]
8	Hydrogen Sulfide	Absorption Sampling, Iodometric Method ^[5]
9	Lead	Isokinetic, Digestion, Inductively Coupled Plasma Method ^[5]
10	Mercury	1) Isokinetic Sampling, Digestion, Cold-Vapor Atomic Absorption Spectrometric Method ^[5] 2) Isokinetic, Digestion, Inductively Coupled Plasma Method ^[5]
11	Opacity	Ringelmann's Method ^[2]
12	Oxides of Nitrogen	1) Absorption Sampling, Phenoldisulfonic Acid Method ^[5] 2) Chemiluminescence Method ^[5] 3) Instrumental Analyzer Method ^[5]
13	Sulfur Dioxide	1) Absorption Sampling, Barium-Thorin Titrimetric Method ^[5] 2) UV-Fluorescence Method ^[5] 3) Instrumental Analyzer Method ^[5]
14	Sulfuric Acid	Isokinetic Sampling, Barium-Thorin Titrimetric Method ^[5]
15	Total Suspended Particulate	Isokinetic Sampling, Gravimetric Method ^[5]
16	Xylene	Adsorption Sampling, Gas Chromatographic Method ^[5]


 (นางริกาญจน์ จัตรสกุลวิไล)
 ผู้อำนวยการกลุ่มมาตรฐานวิชาการวิศวกรรมสิ่งแวดล้อม
 กรมส่งเสริมการค้าระหว่างประเทศ

สิ่งปฏิกูล...


สิ่งปฏิกูลหรือวัสดุที่ไม่ใช้แล้ว จำนวน 35 รายการ

ลำดับที่	สารมลพิษ	วิธีวิเคราะห์
1	Aldrin	1) Waste Extraction, Separatory Funnel Liquid-Liquid Extraction, Gas Chromatographic/Mass Spectrometric Method ^[1,9,25] 2) Soxhlet Extraction, Gas Chromatographic Method ^[10,22] 3) Automated Soxhlet Extraction, Gas Chromatographic Method ^[22,31]
2	Antimony	1) Waste Extraction, Digestion, Inductively Coupled Plasma Method ^[1,6,15] 2) Waste Extraction, Digestion, Inductively Coupled Plasma/Mass Spectrometric Method ^[1,6,16] 3) Digestion, Inductively Coupled Plasma Method ^[7,15] 4) Digestion, Inductively Coupled Plasma/Mass Spectrometric Method ^[7,16]
3	Arsenic	1) Waste Extraction, Digestion, Inductively Coupled Plasma Method ^[1,6,15] 2) Waste Extraction, Digestion, Inductively Coupled Plasma/Mass Spectrometric Method ^[1,6,16] 3) Digestion, Inductively Coupled Plasma Method ^[7,15] 4) Digestion, Inductively Coupled Plasma/Mass Spectrometric Method ^[7,16]
4	Barium	1) Waste Extraction, Digestion, Inductively Coupled Plasma Method ^[1,6,15] 2) Waste Extraction, Digestion, Inductively Coupled Plasma/Mass Spectrometric Method ^[1,6,16] 3) Digestion, Inductively Coupled Plasma Method ^[7,15] 4) Digestion, Inductively Coupled Plasma/Mass Spectrometric Method ^[7,16]
5	Beryllium	1) Waste Extraction, Digestion, Inductively Coupled Plasma Method ^[1,6,15] 2) Waste Extraction, Digestion, Inductively Coupled Plasma/Mass Spectrometric Method ^[1,6,16] 3) Digestion, Inductively Coupled Plasma Method ^[7,15] 4) Digestion, Inductively Coupled Plasma/Mass Spectrometric Method ^[7,16]


 (นางริกาญจน์ จัตรสกุลวิไล)
 ผู้อำนวยการกลุ่มมาตรฐานวิชาการวิศวกรรมสิ่งแวดล้อม
 กระทรวงพาณิชย์


6 Cadmium...

ลำดับที่	สารมลพิษ	วิธีวิเคราะห์
6	Cadmium	1) Waste Extraction, Digestion, Inductively Coupled Plasma Method ^[1,6,15] 2) Waste Extraction, Digestion, Inductively Coupled Plasma/Mass Spectrometric Method ^[1,6,16] 3) Digestion, Inductively Coupled Plasma Method ^[7,15] 4) Digestion, Inductively Coupled Plasma/Mass Spectrometric Method ^[7,16]
7	Chlordane	1) Waste Extraction, Separatory Funnel Liquid-Liquid Extraction, Gas Chromatographic/Mass Spectrometric Method ^[1,19,25] 2) Soxhlet Extraction, Gas Chromatographic Method ^[10,22] 3) Automated Soxhlet Extraction, Gas Chromatographic Method ^[22,31]
8	Chromium	1) Waste Extraction, Digestion, Inductively Coupled Plasma Method ^[1,6,15] 2) Waste Extraction, Digestion, Inductively Coupled Plasma/Mass Spectrometric Method ^[1,6,16] 3) Digestion, Inductively Coupled Plasma Method ^[7,15] 4) Digestion, Inductively Coupled Plasma/Mass Spectrometric Method ^[7,16]
9	Chromium (III)	1) Waste Extraction, Digestion, Inductively Coupled Plasma Method; Waste Extraction, Colorimetric Method; Calculation Method ^[1,6,15,17] 2) Waste Extraction, Digestion, Inductively Coupled Plasma/Mass Spectrometric Method; Waste Extraction, Colorimetric Method; Calculation Method ^[1,6,16,17] 3) Digestion, Inductively Coupled Plasma Method; Alkaline Digestion, Colorimetric Method; Calculation Method ^[7,8,15,17] 4) Digestion, Inductively Coupled Plasma/Mass Spectrometric Method; Alkaline Digestion, Colorimetric Method; Calculation Method ^[7,8,16,17]
10	Chromium (VI)	1) Waste Extraction, Colorimetric Method ^[1,6,17] 2) Alkaline Digestion, Colorimetric Method ^[8,17]


 (นางริกาญจน์ จิตตรกุลวิไล)
 ผู้อำนวยการกลุ่มมาตรฐานวิชาการวิเคราะห์ทดสอบมลพิษ
 กรมควบคุมมลพิษ

11 Cobalt...

ลำดับที่	สารมลพิษ	วิธีวิเคราะห์
11	Cobalt	1) Waste Extraction, Digestion, Inductively Coupled Plasma Method ^[1,6,15] 2) Waste Extraction, Digestion, Inductively Coupled Plasma/Mass Spectrometric Method ^[1,6,16] 3) Digestion, Inductively Coupled Plasma Method ^[7,15] 4) Digestion, Inductively Coupled Plasma/Mass Spectrometric Method ^[7,16]
12	Copper	1) Waste Extraction, Digestion, Inductively Coupled Plasma Method ^[1,6,15] 2) Waste Extraction, Digestion, Inductively Coupled Plasma/Mass Spectrometric Method ^[1,6,16] 3) Digestion, Inductively Coupled Plasma Method ^[7,15] 4) Digestion, Inductively Coupled Plasma/Mass Spectrometric Method ^[7,16]
13	2,4-D	1) Waste Extraction, Separatory Funnel Liquid-Liquid Extraction, Gas Chromatographic/Mass Spectrometric Method ^[1,9,25] 2) Soxhlet Extraction, Gas Chromatographic Method ^[10,22] 3) Automated Soxhlet Extraction, Gas Chromatographic Method ^[22,31]
14	DDD	1) Waste Extraction, Separatory Funnel Liquid-Liquid Extraction, Gas Chromatographic/Mass Spectrometric Method ^[1,9,25] 2) Soxhlet Extraction, Gas Chromatographic Method ^[10,22] 3) Automated Soxhlet Extraction, Gas Chromatographic Method ^[22,31]
15	DDE	1) Waste Extraction, Separatory Funnel Liquid-Liquid Extraction, Gas Chromatographic/Mass Spectrometric Method ^[1,9,25] 2) Soxhlet Extraction, Gas Chromatographic Method ^[10,22] 3) Automated Soxhlet Extraction, Gas Chromatographic Method ^[22,31]
16	DDT	1) Waste Extraction, Separatory Funnel Liquid-Liquid Extraction, Gas Chromatographic/Mass Spectrometric Method ^[1,9,25]


 (นางริกาญจน์ จิตตรกุลวิไล)
 ผู้อำนวยการกลุ่มมาตรฐานวิชาการวิเคราะห์ทดสอบมลพิษ
 กรมควบคุมมลพิษ

2) Soxhlet...

ลำดับที่	สารมลพิษ	วิธีวิเคราะห์
17	Dieldrin	2) Soxhlet Extraction, Gas Chromatographic Method ^[10,22] 3) Automated Soxhlet Extraction, Gas Chromatographic Method ^[22,31] 1) Waste Extraction, Separatory Funnel Liquid-Liquid Extraction, Gas Chromatographic/Mass Spectrometric Method ^[1,9,25] 2) Soxhlet Extraction, Gas Chromatographic Method ^[10,22] 3) Automated Soxhlet Extraction, Gas Chromatographic Method ^[22,31]
18	Endrin	1) Waste Extraction, Separatory Funnel Liquid-Liquid Extraction, Gas Chromatographic/Mass Spectrometric Method ^[1,9,25] 2) Soxhlet Extraction, Gas Chromatographic Method ^[10,22] 3) Automated Soxhlet Extraction, Gas Chromatographic Method ^[22,31]
19	Heptachlor	1) Waste Extraction, Separatory Funnel Liquid-Liquid Extraction, Gas Chromatographic/Mass Spectrometric Method ^[1,9,25] 2) Soxhlet Extraction, Gas Chromatographic Method ^[10,22] 3) Automated Soxhlet Extraction, Gas Chromatographic Method ^[22,31]
20	Lead	1) Waste Extraction, Digestion, Inductively Coupled Plasma Method ^[1,6,15] 2) Waste Extraction, Digestion, Inductively Coupled Plasma/Mass Spectrometric Method ^[1,6,16] 3) Digestion, Inductively Coupled Plasma Method ^[7,15] 4) Digestion, Inductively Coupled Plasma/Mass Spectrometric Method ^[7,16]
21	Lindane	1) Waste Extraction, Separatory Funnel Liquid-Liquid Extraction, Gas Chromatographic/Mass Spectrometric Method ^[1,9,25] 2) Soxhlet Extraction, Gas Chromatographic Method ^[10,22] 3) Automated Soxhlet Extraction, Gas Chromatographic Method ^[22,31]
22	Mercury	1) Waste Extraction, Digestion, Cold-Vapor Atomic Absorption Spectrometric Method ^[1,6,18]

วิธีวิเคราะห์

2) Waste Extraction...

(นางริกาญจน์ ฉัตรสกุลวิไล)
ผู้อำนวยการกลุ่มมาตรฐานวิธีการวิเคราะห์ทดสอบมลพิษ

ลำดับที่	สารมลพิษ	วิธีวิเคราะห์
23	Methoxychlor	2) Waste Extraction, Thermal Decomposition Amalgamation and Atomic Absorption Spectrometric Method ^[1,6,19] 3) Waste Extraction, Digestion, Cold-Vapor Atomic Fluorescence Spectrometric Method ^[1,6,20] 4) Digestion, Cold-Vapor Atomic Absorption Spectrometric Method ^[18] 5) Thermal Decomposition Amalgamation and Atomic Absorption Spectrometric Method ^[19] 6) Digestion, Cold-Vapor Atomic Fluorescence Spectrometric Method ^[20] 1) Waste Extraction, Separatory Funnel Liquid-Liquid Extraction, Gas Chromatographic/Mass Spectrometric Method ^[1,9,25] 2) Soxhlet Extraction, Gas Chromatographic Method ^[10,22] 3) Automated Soxhlet Extraction, Gas Chromatographic Method ^[22,31]
24	Mirex	1) Waste Extraction, Separatory Funnel Liquid-Liquid Extraction, Gas Chromatographic/Mass Spectrometric Method ^[1,9,25] 2) Soxhlet Extraction, Gas Chromatographic Method ^[10,22] 3) Automated Soxhlet Extraction, Gas Chromatographic Method ^[22,31]
25	Molybdenum	1) Waste Extraction, Digestion, Inductively Coupled Plasma Method ^[1,6,15] 2) Waste Extraction, Digestion, Inductively Coupled Plasma/Mass Spectrometric Method ^[1,6,16] 3) Digestion, Inductively Coupled Plasma Method ^[7,15] 4) Digestion, Inductively Coupled Plasma/Mass Spectrometric Method ^[7,16]
26	Nickel	1) Waste Extraction, Digestion, Inductively Coupled Plasma Method ^[1,6,15] 2) Waste Extraction, Digestion, Inductively Coupled Plasma/Mass Spectrometric Method ^[1,6,16] 3) Digestion, Inductively Coupled Plasma Method ^[7,15] 4) Digestion, Inductively Coupled Plasma/Mass Spectrometric Method ^[7,16]

วิธีวิเคราะห์

27 Polychlorinated...

(นางริกาญจน์ ฉัตรสกุลวิไล)
ผู้อำนวยการกลุ่มมาตรฐานวิธีการวิเคราะห์ทดสอบมลพิษ

ลำดับที่	สารมลพิษ	วิธีวิเคราะห์
27	Polychlorinated biphenyls (PCBs) - Aroclor 1016 - Aroclor 1221 - Aroclor 1232 - Aroclor 1242 - Aroclor 1248 - Aroclor 1254 - Aroclor 1260 - 2-Chlorobiphenyl - 2,3-Dichlorobiphenyl - 2,2',5-Trichlorobiphenyl - 2,4',5-Trichlorobiphenyl - 2,2',3,5'-Tetrachlorobiphenyl - 2,2',5,5'-Tetrachlorobiphenyl - 2,3',4,4'-Tetrachlorobiphenyl - 2,2',3,4,5'-Pentachlorobiphenyl - 2,2',4,5,5'-Pentachlorobiphenyl - 2,3,3',4',6-Pentachlorobiphenyl - 2,2',3,4,4',5'-Hexachlorobiphenyl - 2,2',3,4,5,5'-Hexachlorobiphenyl - 2,2',3,5,5',6-Hexachlorobiphenyl - 2,2',4,4',5,5'-Hexachlorobiphenyl - 2,2',3,3',4,4',5-Heptachlorobiphenyl - 2,2',3,4,4',5,5'-Heptachlorobiphenyl - 2,2',3,4,4',5,6-Heptachlorobiphenyl - 2,2',3,4',5,5',6-Heptachlorobiphenyl - 2,2',3,3',4,4',5,5',6-Nonachlorobiphenyl	1) Waste Extraction, Separatory Funnel Liquid-Liquid Extraction, Gas Chromatographic Method ^[1,9,23] 2) Soxhlet Extraction, Gas Chromatographic Method ^[10,23] 3) Automated Soxhlet Extraction, Gas Chromatographic Method ^[22,31]

(นางริกาญจน์ ฉัตรสกุลวิไล)
ผู้อำนวยการกลุ่มมาตรฐานวิธีการวิเคราะห์ทดสอบมลพิษ

28 Pentachlorophenol...

ลำดับที่	สารมลพิษ	วิธีวิเคราะห์
28	Pentachlorophenol	1) Waste Extraction, Separatory Funnel Liquid-Liquid Extraction, Gas Chromatographic/Mass Spectrometric Method ^[1,9,23] 2) Soxhlet Extraction, Gas Chromatographic Method ^[10,22] 3) Automated Soxhlet Extraction, Gas Chromatographic Method ^[22,31]
29	pH	Electrometric Method ^[29,30]
30	Selenium	1) Waste Extraction, Digestion, Inductively Coupled Plasma Method ^[1,6,15] 2) Waste Extraction, Digestion, Inductively Coupled Plasma/Mass Spectrometric Method ^[1,6,16] 3) Digestion, Inductively Coupled Plasma Method ^[7,15] 4) Digestion, Inductively Coupled Plasma/Mass Spectrometric Method ^[7,16]
31	Silver	1) Waste Extraction, Digestion, Inductively Coupled Plasma Method ^[1,6,15] 2) Waste Extraction, Digestion, Inductively Coupled Plasma/Mass Spectrometric Method ^[1,6,16]
32	Thallium	1) Waste Extraction, Digestion, Inductively Coupled Plasma Method ^[1,6,15] 2) Waste Extraction, Digestion, Inductively Coupled Plasma/Mass Spectrometric Method ^[1,6,16] 3) Digestion, Inductively Coupled Plasma Method ^[7,15] 4) Digestion, Inductively Coupled Plasma/Mass Spectrometric Method ^[7,16]
33	Toxaphene	1) Waste Extraction, Separatory Funnel Liquid-Liquid Extraction, Gas Chromatographic/Mass Spectrometric Method ^[1,9,25] 2) Soxhlet Extraction, Gas Chromatographic Method ^[10,22] 3) Automated Soxhlet Extraction, Gas Chromatographic Method ^[22,31]
34	Vanadium	1) Waste Extraction, Digestion, Inductively Coupled Plasma Method ^[1,6,15] 2) Waste Extraction, Digestion, Inductively Coupled Plasma/Mass Spectrometric Method ^[1,6,16] 3) Digestion, Inductively Coupled Plasma Method ^[7,15]

(นางริกาญจน์ ฉัตรสกุลวิไล)
ผู้อำนวยการกลุ่มมาตรฐานวิธีการวิเคราะห์ทดสอบมลพิษ

4) Digestion...

ลำดับที่	สารมลพิษ	วิธีวิเคราะห์
35	Zinc	4) Digestion, Inductively Coupled Plasma/ Mass Spectrometric Method ^[7,16] 1) Waste Extraction, Digestion, Inductively Coupled Plasma Method ^[1,6,15] 2) Waste Extraction, Digestion, Inductively Coupled Plasma/Mass Spectrometric Method ^[1,6,16] 3) Digestion, Inductively Coupled Plasma Method ^[7,15] 4) Digestion, Inductively Coupled Plasma/ Mass Spectrometric Method ^[7,16]

ดิน จำนวน 125 รายการ

ลำดับที่	สารมลพิษ	วิธีวิเคราะห์
1	Acenaphthene	Automated Soxhlet Extraction, Gas Chromatographic/ Mass Spectrometric Method ^[25,31]
2	Acetone	Purge and Trap, Gas Chromatographic/ Mass Spectrometric Method ^[14,24]
3	Aldrin	1) Soxhlet Extraction, Gas Chromatographic Method ^[10,22] 2) Automated Soxhlet Extraction, Gas Chromatographic/ Mass Spectrometric Method ^[25,31]
4	Anthracene	Automated Soxhlet Extraction, Gas Chromatographic/ Mass Spectrometric Method ^[25,31]
5	Antimony	1) Digestion, Inductively Coupled Plasma Method ^[7,15] 2) Digestion, Inductively Coupled Plasma/ Mass Spectrometric Method ^[7,16]
6	Arsenic	1) Digestion, Inductively Coupled Plasma Method ^[7,15] 2) Digestion, Inductively Coupled Plasma/ Mass Spectrometric Method ^[7,16]
7	Atrazine	1) Soxhlet Extraction, Gas Chromatographic Method ^[10,22] 2) Automated Soxhlet Extraction, Gas Chromatographic/ Mass Spectrometric Method ^[25,31]
8	Barium	1) Digestion, Inductively Coupled Plasma Method ^[7,15] 2) Digestion, Inductively Coupled Plasma/ Mass Spectrometric Method ^[7,16]

วิทย์
(นางริกาญจน์ ฉัตรสกุลวิไล)
ผู้อำนวยการศูนย์มาตรฐานวิชาการวิเคราะห์ดินและดินปนเปื้อน

9 Benz(a)anthracene...

ลำดับที่	สารมลพิษ	วิธีวิเคราะห์
9	Benz(a)anthracene	Automated Soxhlet Extraction, Gas Chromatographic/ Mass Spectrometric Method ^[25,31]
10	Benzene	Purge and Trap, Gas Chromatographic/ Mass Spectrometric Method ^[14,24]
11	Benzo(b)fluoranthene	Automated Soxhlet Extraction, Gas Chromatographic/ Mass Spectrometric Method ^[25,31]
12	Benzo(k)fluoranthene	Automated Soxhlet Extraction, Gas Chromatographic/ Mass Spectrometric Method ^[25,31]
13	Benzoic acid	Automated Soxhlet Extraction, Gas Chromatographic/ Mass Spectrometric Method ^[25,31]
14	Benzo(a)pyrene	Automated Soxhlet Extraction, Gas Chromatographic/ Mass Spectrometric Method ^[25,31]
15	Benzo(g,h,i)perylene	Automated Soxhlet Extraction, Gas Chromatographic/ Mass Spectrometric Method ^[25,31]
16	Beryllium	1) Digestion, Inductively Coupled Plasma Method ^[7,15] 2) Digestion, Inductively Coupled Plasma/ Mass Spectrometric Method ^[7,16]
17	Bis(2-chloroethyl)ether	Automated Soxhlet Extraction, Gas Chromatographic/ Mass Spectrometric Method ^[25,31]
18	Bis(2-ethylhexyl)phthalate	Automated Soxhlet Extraction, Gas Chromatographic/ Mass Spectrometric Method ^[25,31]
19	Bromodichloromethane	Purge and Trap, Gas Chromatographic/ Mass Spectrometric Method ^[14,24]
20	Bromoform	Purge and Trap, Gas Chromatographic/ Mass Spectrometric Method ^[14,24]
21	Butanol	Equilibrium Headspace, Gas Chromatographic/ Mass Spectrometric Method ^[12,24]
22	Butyl Benzyl Phthalate	Automated Soxhlet Extraction, Gas Chromatographic/ Mass Spectrometric Method ^[25,31]
23	Cadmium	1) Digestion, Inductively Coupled Plasma Method ^[7,15] 2) Digestion, Inductively Coupled Plasma/ Mass Spectrometric Method ^[7,16]
24	Carbazole	Automated Soxhlet Extraction, Gas Chromatographic/ Mass Spectrometric Method ^[25,31]
25	Carbon Disulfide	Purge and Trap, Gas Chromatographic/ Mass Spectrometric Method ^[14,24]

วิทย์
(นางริกาญจน์ ฉัตรสกุลวิไล)
ผู้อำนวยการศูนย์มาตรฐานวิชาการวิเคราะห์ดินและดินปนเปื้อน

26 Carbon tetrachloride...

ลำดับที่	สารมลพิษ	วิธีวิเคราะห์
26	Carbon tetrachloride	Purge and Trap, Gas Chromatographic/ Mass Spectrometric Method ^[14,24]
27	Chlordane	1) Soxhlet Extraction, Gas Chromatographic Method ^[10,22] 2) Automated Soxhlet Extraction, Gas Chromatographic/ Mass Spectrometric Method ^[25,31]
28	p-Chloroaniline	Automated Soxhlet Extraction, Gas Chromatographic/ Mass Spectrometric Method ^[25,31]
29	Chlorobenzene	Purge and Trap, Gas Chromatographic/ Mass Spectrometric Method ^[14,24]
30	Chlorodibromomethane	Purge and Trap, Gas Chromatographic/ Mass Spectrometric Method ^[14,24]
31	Chloroform	Purge and Trap, Gas Chromatographic/ Mass Spectrometric Method ^[14,24]
32	2-Chlorophenol	Automated Soxhlet Extraction, Gas Chromatographic/ Mass Spectrometric Method ^[25,31]
33	Chromium	1) Digestion, Inductively Coupled Plasma Method ^[7,15] 2) Digestion, Inductively Coupled Plasma/ Mass Spectrometric Method ^[7,16]
34	Chromium (III)	1) Digestion, Inductively Coupled Plasma Method; Alkaline Digestion, Colorimetric Method; Calculation Method ^[7,8,15,17] 2) Digestion, Inductively Coupled Plasma/ Mass Spectrometric Method; Alkaline Digestion, Colorimetric Method; Calculation Method ^[7,8,16,17]
35	Chromium (VI)	Alkaline Digestion, Colorimetric Method ^[8,17]
36	Chrysene	Automated Soxhlet Extraction, Gas Chromatographic/ Mass Spectrometric Method ^[25,31]
37	Cyanide	Extraction, Distillation, Colorimetric Method ^[26,27,28]
38	2,4-D	1) Soxhlet Extraction, Gas Chromatographic Method ^[10,22] 2) Automated Soxhlet Extraction, Gas Chromatographic/ Mass Spectrometric Method ^[25,31]
39	DDD	1) Soxhlet Extraction, Gas Chromatographic Method ^[10,22] 2) Automated Soxhlet Extraction, Gas Chromatographic/ Mass Spectrometric Method ^[25,31]

(นางวิภาญจน์ ฉัตรสกุลวิไล)
ผู้อำนวยการกลุ่มมาตรฐานวิธีการวิเคราะห์ทดสอบมลพิษ

40 DDE...

ลำดับที่	สารมลพิษ	วิธีวิเคราะห์
40	DDE	1) Soxhlet Extraction, Gas Chromatographic Method ^[10,22] 2) Automated Soxhlet Extraction, Gas Chromatographic/ Mass Spectrometric Method ^[25,31]
41	DDT	1) Soxhlet Extraction, Gas Chromatographic Method ^[10,22] 2) Automated Soxhlet Extraction, Gas Chromatographic/ Mass Spectrometric Method ^[25,31]
42	Dibenz(a,h)anthracene	Automated Soxhlet Extraction, Gas Chromatographic/ Mass Spectrometric Method ^[25,31]
43	Di-n-Butyl Phthalate	Automated Soxhlet Extraction, Gas Chromatographic/ Mass Spectrometric Method ^[25,31]
44	1,2-Dichlorobenzene	Purge and Trap, Gas Chromatographic/ Mass Spectrometric Method ^[14,24]
45	1,3-Dichlorobenzene	Purge and Trap, Gas Chromatographic/ Mass Spectrometric Method ^[14,24]
46	1,4-Dichlorobenzene	Purge and Trap, Gas Chromatographic/ Mass Spectrometric Method ^[14,24]
47	3,3-Dichlorobenzidine	Automated Soxhlet Extraction, Gas Chromatographic/ Mass Spectrometric Method ^[25,31]
48	1,1-Dichloroethane	Purge and Trap, Gas Chromatographic/ Mass Spectrometric Method ^[14,24]
49	1,2-Dichloroethane	Purge and Trap, Gas Chromatographic/ Mass Spectrometric Method ^[14,24]
50	1,1-Dichloroethylene	Purge and Trap, Gas Chromatographic/ Mass Spectrometric Method ^[14,24]
51	cis-1,2-Dichloroethylene	Purge and Trap, Gas Chromatographic/ Mass Spectrometric Method ^[14,24]
52	trans-1,2-Dichloroethylene	Purge and Trap, Gas Chromatographic/ Mass Spectrometric Method ^[14,24]
53	2,4-Dichlorophenol	Automated Soxhlet Extraction, Gas Chromatographic/ Mass Spectrometric Method ^[25,31]
54	1,2-Dichloropropane	Purge and Trap, Gas Chromatographic/ Mass Spectrometric Method ^[14,24]
55	1,3-Dichloropropane	Purge and Trap, Gas Chromatographic/ Mass Spectrometric Method ^[14,24]
56	1,3-Dichloropropene	Purge and Trap, Gas Chromatographic/ Mass Spectrometric Method ^[14,24]

(นางวิภาญจน์ ฉัตรสกุลวิไล)
ผู้อำนวยการกลุ่มมาตรฐานวิธีการวิเคราะห์ทดสอบมลพิษ

57 Dieldrin...

ลำดับที่	สารมลพิษ	วิธีวิเคราะห์
57	Dieldrin	1) Soxhlet Extraction, Gas Chromatographic Method ^[10,22] 2) Automated Soxhlet Extraction, Gas Chromatographic/ Mass Spectrometric Method ^[25,31]
58	Diethyl Phthalate	Automated Soxhlet Extraction, Gas Chromatographic/ Mass Spectrometric Method ^[25,31]
59	2,4-Dimethylphenol	Automated Soxhlet Extraction, Gas Chromatographic/ Mass Spectrometric Method ^[25,31]
60	2,4-Dinitrophenol	Automated Soxhlet Extraction, Gas Chromatographic/ Mass Spectrometric Method ^[25,31]
61	2,4-Dinitrotoluene	Automated Soxhlet Extraction, Gas Chromatographic/ Mass Spectrometric Method ^[25,31]
62	2,6-Dinitrotoluene	Automated Soxhlet Extraction, Gas Chromatographic/ Mass Spectrometric Method ^[25,31]
63	Di-n-Octyl Phthalate	Automated Soxhlet Extraction, Gas Chromatographic/ Mass Spectrometric Method ^[25,31]
64	Endosulfan	1) Soxhlet Extraction, Gas Chromatographic Method ^[10,22] 2) Automated Soxhlet Extraction, Gas Chromatographic/ Mass Spectrometric Method ^[25,31]
65	Endrin	1) Soxhlet Extraction, Gas Chromatographic Method ^[10,22] 2) Automated Soxhlet Extraction, Gas Chromatographic/ Mass Spectrometric Method ^[25,31]
66	Ethylbenzene	Purge and Trap, Gas Chromatographic/ Mass Spectrometric Method ^[14,24]
67	Fluoranthene	Automated Soxhlet Extraction, Gas Chromatographic/ Mass Spectrometric Method ^[25,31]
68	Fluorene	Automated Soxhlet Extraction, Gas Chromatographic/ Mass Spectrometric Method ^[25,31]
69	Heptachlor	1) Soxhlet Extraction, Gas Chromatographic Method ^[10,22] 2) Automated Soxhlet Extraction, Gas Chromatographic/ Mass Spectrometric Method ^[25,31]
70	Heptachlor Epoxide	1) Soxhlet Extraction, Gas Chromatographic Method ^[10,22] 2) Automated Soxhlet Extraction, Gas Chromatographic/ Mass Spectrometric Method ^[25,31]

(นางริกาญจน์ อัครสกุลวิไล)
ผู้อำนวยการศูนย์มาตรฐานวิธีการวิเคราะห์ทดสอบมลพิษ


71 Hexachlorobenzene...

ลำดับที่	สารมลพิษ	วิธีวิเคราะห์
71	Hexachlorobenzene	1) Soxhlet Extraction, Gas Chromatographic Method ^[10,22] 2) Automated Soxhlet Extraction, Gas Chromatographic/ Mass Spectrometric Method ^[25,31]
72	Hexachloro-1,3-butadiene	Purge and Trap, Gas Chromatographic/ Mass Spectrometric Method ^[14,24]
73	n-Hexane	Purge and Trap, Gas Chromatographic/ Mass Spectrometric Method ^[14,24]
74	α-HCH	1) Soxhlet Extraction, Gas Chromatographic Method ^[10,22] 2) Automated Soxhlet Extraction, Gas Chromatographic/ Mass Spectrometric Method ^[25,31]
75	β-HCH	1) Soxhlet Extraction, Gas Chromatographic Method ^[10,22] 2) Automated Soxhlet Extraction, Gas Chromatographic/ Mass Spectrometric Method ^[25,31]
76	γ-HCH	1) Soxhlet Extraction, Gas Chromatographic Method ^[10,22] 2) Automated Soxhlet Extraction, Gas Chromatographic/ Mass Spectrometric Method ^[25,31]
77	Hexachlorocyclopentadiene	Automated Soxhlet Extraction, Gas Chromatographic/ Mass Spectrometric Method ^[25,31]
78	Hexachloroethane	Automated Soxhlet Extraction, Gas Chromatographic/ Mass Spectrometric Method ^[25,31]
79	Indeno(1,2,3-cd)pyrene	Automated Soxhlet Extraction, Gas Chromatographic/ Mass Spectrometric Method ^[25,31]
80	Isophorone	Automated Soxhlet Extraction, Gas Chromatographic/ Mass Spectrometric Method ^[25,31]
81	Lead	1) Digestion, Inductively Coupled Plasma Method ^[7,15] 2) Digestion, Inductively Coupled Plasma/ Mass Spectrometric Method ^[7,16]
82	Manganese	1) Digestion, Inductively Coupled Plasma Method ^[7,15] 2) Digestion, Inductively Coupled Plasma/ Mass Spectrometric Method ^[7,16]
83	Mercury	1) Digestion, Cold-Vapor Atomic Absorption Spectrometric Method ^[18]

(นางริกาญจน์ อัครสกุลวิไล)
ผู้อำนวยการศูนย์มาตรฐานวิธีการวิเคราะห์ทดสอบมลพิษ
และศูนย์เฝ้าระวังมลพิษ

2) Thermal...

ลำดับที่	สารมลพิษ	วิธีวิเคราะห์
84	Methanol	2) Thermal Decomposition, Amalgamation, and Atomic Absorption Spectrophotometry ^[19]
85	Methoxychlor	3) Digestion, Cold-Vapor Atomic Fluorescence Spectrometric Method ^[20] Equilibrium Headspace, Gas Chromatographic/ Mass Spectrometric Method ^[12,24]
86	Methyl Bromide	1) Soxhlet Extraction, Gas Chromatographic Method ^[10,22] 2) Automated Soxhlet Extraction, Gas Chromatographic/ Mass Spectrometric Method ^[25,31]
87	Methylene Chloride	Purge and Trap, Gas Chromatographic/ Mass Spectrometric Method ^[14,24]
88	2-methylphenol	Purge and Trap, Gas Chromatographic/ Mass Spectrometric Method ^[14,24]
89	2-Methylnaphthalene	Automated Soxhlet Extraction, Gas Chromatographic/ Mass Spectrometric Method ^[25,31]
90	Methyl tert-Butyl Ether	Automated Soxhlet Extraction, Gas Chromatographic/ Mass Spectrometric Method ^[25,31]
91	Naphthalene	Purge and Trap, Gas Chromatographic/ Mass Spectrometric Method ^[14,24]
92	Nickel	Automated Soxhlet Extraction, Gas Chromatographic/ Mass Spectrometric Method ^[25,31]
93	Nitrobenzene	1) Digestion, Inductively Coupled Plasma Method ^[7,15] 2) Digestion, Inductively Coupled Plasma/ Mass Spectrometric Method ^[7,16]
94	N-Nitrosodiphenylamine	Automated Soxhlet Extraction, Gas Chromatographic/ Mass Spectrometric Method ^[25,31]
95	N-Nitrosodi-n-propylamine	Automated Soxhlet Extraction, Gas Chromatographic/ Mass Spectrometric Method ^[25,31]
96	Polychlorinated biphenyls (PCBs)	1) Soxhlet Extraction, Gas Chromatographic Method ^[10,23] 2) Automated Soxhlet Extraction, Gas Chromatographic Method ^[23,32]
	- Aroclor 1016	
	- Aroclor 1221	
	- Aroclor 1232	


 (นางกัญจน์ จิตกุลวิไล)
 ผู้อำนวยการกลุ่มมาตรฐานวิธีการวิเคราะห์ทดสอบมลพิษ

- Aroclor 1242...

ลำดับที่	สารมลพิษ	วิธีวิเคราะห์
	- Aroclor 1242	
	- Aroclor 1248	
	- Aroclor 1254	
	- Aroclor 1260	
	- 2-Chlorobiphenyl	
	- 2,2',3,5'-Tetrachlorobiphenyl	
	- 2,2',5,5'-Tetrachlorobiphenyl	
	- 2,3',4,4'-Tetrachlorobiphenyl	
	- 2,2',3,4,5'-Pentachlorobiphenyl	
	- 2,2',4,5,5'-Pentachlorobiphenyl	
	- 2,3,3',4,6'-Pentachlorobiphenyl	
	- 2,2',3,4,4',5'-Hexachlorobiphenyl	
	- 2,2',3,4,5,5'-Hexachlorobiphenyl	
	- 2,2',3,5,5',6'-Hexachlorobiphenyl	
	- 2,2',4,4',5,5'-Hexachlorobiphenyl	
	- 2,2',3,3',4,4',5'-Heptachlorobiphenyl	
	- 2,2',3,4,4',5,5'-Heptachlorobiphenyl	
	- 2,2',3,4,4',5',6'-Heptachlorobiphenyl	
	- 2,2',3,4',5,5',6'-Heptachlorobiphenyl	
	- 2,2',3,3',4,4',5,5',6'-Nonachlorobiphenyl	
97	Pentachlorophenol	Automated Soxhlet Extraction, Gas Chromatographic/ Mass Spectrometric Method ^[25,31]
98	Phenanthrene	Automated Soxhlet Extraction, Gas Chromatographic/ Mass Spectrometric Method ^[25,31]
99	Phenol	Automated Soxhlet Extraction, Gas Chromatographic/ Mass Spectrometric Method ^[25,31]
100	Pyrene	Automated Soxhlet Extraction, Gas Chromatographic/ Mass Spectrometric Method ^[25,31]


 (นางกัญจน์ จิตกุลวิไล)
 ผู้อำนวยการกลุ่มมาตรฐานวิธีการวิเคราะห์ทดสอบมลพิษ
 และทะเบียนห้องปฏิบัติการ

101 Selenium...

ลำดับที่	สารมลพิษ	วิธีวิเคราะห์
101	Selenium	1) Digestion, Inductively Coupled Plasma Method ^[7,15]
102	Silver	2) Digestion, Inductively Coupled Plasma/ Mass Spectrometric Method ^[7,16]
103	Styrene	1) Digestion, Inductively Coupled Plasma Method ^[7,15]
104	1,1,2,2-Tetrachloroethane	2) Digestion, Inductively Coupled Plasma/ Mass Spectrometric Method ^[7,16]
105	Tetrachloroethylene	Purge and Trap, Gas Chromatographic/ Mass Spectrometric Method ^[14,24]
106	Toluene	Purge and Trap, Gas Chromatographic/ Mass Spectrometric Method ^[14,24]
107	Toxaphene	Purge and Trap, Gas Chromatographic/ Mass Spectrometric Method ^[14,24]
108	TPH (C ₅ -C ₈)	1) Soxhlet Extraction, Gas Chromatographic Method ^[10,22]
109	TPH (C ₈ - C ₁₆)	2) Automated Soxhlet Extraction, Gas Chromatographic/ Mass Spectrometric Method ^[25,31]
110	TPH (C ₁₆ - C ₃₅)	Purge and Trap, Gas Chromatographic/ Mass Spectrometric Method ^[14,24]
111	1,2,4-Trichlorobenzene	1) Solvent Extraction, Gas Chromatographic Method ^[11,21]
112	1,1,1-Trichloroethane	2) Automated Soxhlet Extraction, Gas Chromatographic Method ^[21,31]
113	1,1,2-Trichloroethane	1) Solvent Extraction, Gas Chromatographic Method ^[11,21]
114	Trichloroethylene	2) Automated Soxhlet Extraction, Gas Chromatographic Method ^[21,31]
115	2,4,5-Trichlorophenol	Purge and Trap, Gas Chromatographic/ Mass Spectrometric Method ^[14,24]

วิมล
(นางริกาญจน์ ฉัตรสกุลวิไล)
ผู้อำนวยการกลุ่มมาตรฐานวิธีการวิเคราะห์ทดสอบมลพิษ

116 2,4,6-Trichlorophenol...

ลำดับที่	สารมลพิษ	วิธีวิเคราะห์
116	2,4,6-Trichlorophenol	Automated Soxhlet Extraction, Gas Chromatographic/ Mass Spectrometric Method ^[25,31]
117	1,3,5-Trimethylbenzene	Purge and Trap, Gas Chromatographic/ Mass Spectrometric Method ^[14,24]
118	Vanadium	1) Digestion, Inductively Coupled Plasma Method ^[7,15]
119	Vinyl Acetate	2) Digestion, Inductively Coupled Plasma/ Mass Spectrometric Method ^[7,16]
120	Vinyl Chloride	Purge and Trap, Gas Chromatographic/ Mass Spectrometric Method ^[14,24]
121	m-Xylene	Purge and Trap, Gas Chromatographic/ Mass Spectrometric Method ^[14,24]
122	o-Xylene	Purge and Trap, Gas Chromatographic/ Mass Spectrometric Method ^[14,24]
123	p-Xylene	Purge and Trap, Gas Chromatographic/ Mass Spectrometric Method ^[14,24]
124	Xylene (Total)	Purge and Trap, Gas Chromatographic/ Mass Spectrometric Method ^[14,24]
125	Zinc	1) Digestion, Inductively Coupled Plasma Method ^[7,15]
		2) Digestion, Inductively Coupled Plasma/ Mass Spectrometric Method ^[7,16]


เอกสารอ้างอิง

- กระทรวงอุตสาหกรรม. ประกาศกระทรวงอุตสาหกรรม, พ.ศ. 2548. เรื่อง การกำจัดสิ่งปฏิกูลหรือวัสดุที่ไม่ใช้แล้ว.ราชกิจจานุเบกษา. 25 มกราคม 2549. เล่มที่ 123 ตอนพิเศษ 11ง.
- กระทรวงอุตสาหกรรม. ประกาศกระทรวงอุตสาหกรรม, พ.ศ. 2549. เรื่อง กำหนดค่าปริมาณเขม่าควันที่เจือปนในอากาศที่ระบายออกจากปล่องของหม้อน้ำโรงสีข้าวที่ใช้แก๊สเป็นเชื้อเพลิง.ราชกิจจานุเบกษา. 4 ธันวาคม 2549. เล่มที่ 123 ตอนพิเศษ 125ง.
- สมาคมวิศวกรรมสิ่งแวดล้อมแห่งประเทศไทย. คู่มือวิเคราะห์น้ำเสีย. พิมพ์ครั้งที่ 4. กรุงเทพฯ: เรือนแก้วการพิมพ์, 2547.
- APHA, AWWA, WEF. Standard Methods for the Examination of Water and Wastewater. 23rd ed. Washington, DC: APHA, 2017.
- United States Environmental Protection Agency. Standards of Performance for New Stationary Sources. 40 CFR 60. Appendix A, 2019.
- United States Environmental Protection Agency. Test Methods for Evaluation Solid Waste Physical/Chemical Methods. SW-846, 1997.

วิมล
(นางริกาญจน์ ฉัตรสกุลวิไล)
ผู้อำนวยการกลุ่มมาตรฐานวิธีการวิเคราะห์ทดสอบมลพิษ


7. United States...

7. United States Environmental Protection Agency. Test Methods for Evaluation Solid Waste Physical/Chemical Methods. Acid Digestion of Sludges and Sediments and Soils. SW-846 Method 3050B, 1996.
8. United States Environmental Protection Agency. Test Methods for Evaluation Solid Waste Physical/Chemical Methods. Alkaline Digestion for Hexavalent Chromium. SW-846 Method 3060A, 1996.
9. United States Environmental Protection Agency. Test Methods for Evaluation Solid Waste Physical/Chemical Methods. Separatory Funnel Liquid-Liquid Extraction. SW-846 Method 3510C, 1996.
10. United States Environmental Protection Agency. Test Methods for Evaluation Solid Waste Physical/Chemical Methods. Soxhlet Extraction. SW-846 Method 3540C, 1996.
11. United States Environmental Protection Agency. Test Methods for Evaluation Solid Waste Physical/Chemical Methods. Microscale Solvent Extraction (MSE). SW-846 Method 3570, 2002.
12. United States Environmental Protection Agency. Test Methods for Evaluation Solid Waste Physical/Chemical Methods. Volatile Organic Compounds (VOCs) in Various Sample Matrices Using Equilibrium Headspace Analysis. SW-846 Method 5021A, 2014.
13. United States Environmental Protection Agency. Test Methods for Evaluation Solid Waste Physical/Chemical Methods. Purge-and-Trap for Aqueous Samples. SW-846 Method 5030B, 1996.
14. United States Environmental Protection Agency. Test Methods for Evaluation Solid Waste Physical/Chemical Methods. Closed-System Purge-and-Trap and Extraction for Volatile Organics in Soil and Waste Samples. SW-846 Method 5035, 1996.
15. United States Environmental Protection Agency. Test Methods for Evaluation Solid Waste Physical/Chemical Methods. Inductively Coupled Plasma- Atomic Emission Spectrometry. SW-846 Method 6010B, 1996.
16. United States Environmental Protection Agency. Test Methods for Evaluation Solid Waste Physical/Chemical Methods. Inductively Coupled Plasma-Mass Spectrometry. SW-846 Method 6020A, 2007.
17. United States Environmental Protection Agency. Test Methods for Evaluation Solid Waste Physical/Chemical Methods. Chromium, Hexavalent (Colorimetric). SW-846 Method 7196A, 1992.
18. United States Environmental Protection Agency. Test Methods for Evaluation Solid Waste Physical/Chemical Methods. Mercury in Solid or Semisolid Waste (Manual Cold-Vapor Technique). SW-846 Method 7471B, 2007.
19. United States Environmental Protection Agency. Test Methods for Evaluation Solid Waste Physical/Chemical Methods. Mercury in Solids and Solutions by Thermal Decomposition, Amalgamation, and Atomic Absorption Spectrophotometry. SW-846 Method 7473, 2007.


(นางริกาญจน์ ฉัตรสกุลวิไล)
ผู้อำนวยการกลุ่มมาตรฐานวิธีการวิเคราะห์ทดสอบมลพิษ
และทะเบียนห้องปฏิบัติการ

20. United States...

20. United States Environmental Protection Agency. Test Methods for Evaluation Solid Waste Physical/Chemical Methods. Mercury in Sediment and Tissue Sample by Atomic Fluorescence Spectrometry. SW-846 Method 7474, 2007.
21. United States Environmental Protection Agency. Test Methods for Evaluation Solid Waste Physical/Chemical Methods. Nonhalogenated Organics Using GC/FID. SW-846 Method 8015B, 1996.
22. United States Environmental Protection Agency. Test Methods for Evaluation Solid Waste Physical/Chemical Methods. Organochlorine Pesticides by Gas Chromatography. SW-846 Method 8081B, 2007.
23. United States Environmental Protection Agency. Test Methods for Evaluation Solid Waste Physical/Chemical Methods. Polychlorinated Biphenyls (PCBs) by Gas Chromatography. SW-846 Method 8082, 1996.
24. United States Environmental Protection Agency. Test Methods for Evaluation Solid Waste Physical/Chemical Methods. Volatile Organic Compounds by Gas Chromatography/Mass Spectrometry (GC/MS). SW-846 Method 8260D, 2018.
25. United States Environmental Protection Agency. Test Methods for Evaluation Solid Waste Physical/Chemical Methods. Semivolatile Organic Compounds by Gas Chromatography/Mass Spectrometry (GC/MS). SW-846 Method 8270E, 2018.
26. United States Environmental Protection Agency. Test Methods for Evaluation Solid Waste Physical/Chemical Methods. Total and Amenable Cyanide: Distillation SW-846 Method 9010B, 1996.
27. United States Environmental Protection Agency. Test Methods for Evaluation Solid Waste Physical/Chemical Methods. Cyanide Extraction Procedure for Solids and Oil. SW-846 Method 9013A, 1996.
28. United States Environmental Protection Agency. Test Methods for Evaluation Solid Waste Physical/Chemical Methods. Cyanide in Waters and Extracts Using Titrimetric and Manual Spectrophotometric Procedures. SW-846 Method 9014, 2014.
29. United States Environmental Protection Agency. Test Methods for Evaluation Solid Waste Physical/Chemical Methods. pH Electrometric Measurement. SW-846 Method 9040C, 2004.
30. United States Environmental Protection Agency. Test Methods for Evaluation Solid Waste Physical/Chemical Methods. Soil and Waste pH. SW-846 Method 9045D, 2004.
31. United States Environmental Protection Agency. Test Methods for Evaluation Solid Waste Physical/Chemical Methods. Automated Soxhlet Extraction. SW-846 Method 3541, 1994.


(นางริกาญจน์ ฉัตรสกุลวิไล)
ผู้อำนวยการกลุ่มมาตรฐานวิธีการวิเคราะห์ทดสอบมลพิษ
และทะเบียนห้องปฏิบัติการ

ที่ อก ๐๓๑๐(๑)/ ๕ ๓๗ ๙



กรมโรงงานอุตสาหกรรม
ถนนพระรามที่ ๖ แขวงทุ่งพญาไท
เขตราชเทวี กรุงเทพฯ ๑๐๔๐๐

๐ ๙ มีนาคม ๒๕๖๖

เรื่อง เปลี่ยนแปลงบุคลากรของห้องปฏิบัติการวิเคราะห์

เรียน กรรมการผู้จัดการ บริษัท เอแอลเอส แลบบอราทอรี กรุ๊ป (ประเทศไทย) จำกัด

อ้างถึง คำขอขึ้นทะเบียน/ต่ออายุ/เปลี่ยนแปลงบุคลากร และชนิดสารมลพิษของห้องปฏิบัติการวิเคราะห์เอกชน
ลงวันที่ ๔ กุมภาพันธ์ ๒๕๖๖

ตามหนังสือที่อ้างถึง บริษัท เอแอลเอส แลบบอราทอรี กรุ๊ป (ประเทศไทย) จำกัด ห้องปฏิบัติการ
วิเคราะห์เอกชน เลขทะเบียน ๖-๒๐๔-๖๑๑๔ สถานที่ตั้งเลขที่ ๑๐๔ ซอยพัฒนาการ ๔๐ ถนนพัฒนาการ แขวงพัฒนาการ
เขตสวนหลวง กรุงเทพมหานคร ขอเปลี่ยนแปลงบุคลากรของห้องปฏิบัติการวิเคราะห์ ความละเอียดแจ้งแล้ว นั้น

กรมโรงงานอุตสาหกรรมพิจารณาแล้ว มีความเห็นดังนี้

๑. ให้ยกเลิกเจ้าหน้าที่ประจำห้องปฏิบัติการวิเคราะห์ จำนวน ๑๙ ราย

๑) นายนคร สุขเจริญ	ทะเบียนเลขที่ ๖-๒๐๔-๖-๖๑๑๒
๒) นายบัญชา นามเขตต์	ทะเบียนเลขที่ ๖-๒๐๔-๖-๖๑๑๓
๓) นายอรรถพล นิยมวิทยานัน	ทะเบียนเลขที่ ๖-๒๐๔-๖-๗๑๑๗
๔) นางสาวพัชรียา หงษ์สมดี	ทะเบียนเลขที่ ๖-๒๐๔-๖-๗๑๑๓
๕) นางสาวภาวนิดา สุรวงศ์ตระกูล	ทะเบียนเลขที่ ๖-๒๐๔-๖-๗๑๑๔
๖) นางสาวศรณีย์ ยิ่งดี	ทะเบียนเลขที่ ๖-๒๐๔-๖-๗๕๐๙
๗) นายสมโภช วันสา	ทะเบียนเลขที่ ๖-๒๐๔-๖-๗๕๑๙
๘) นายณัฐนันท์ ปานประเสริฐ	ทะเบียนเลขที่ ๖-๒๐๔-๖-๗๕๑๙
๙) ว่าที่ร้อยตรีภาณุพงศ์ แสนศรี	ทะเบียนเลขที่ ๖-๒๐๔-๖-๗๕๓๖
๑๐) นายมนินทร์ พูลศิริ	ทะเบียนเลขที่ ๖-๒๐๔-๖-๘๖๐๒
๑๑) นายณัฐดนัย เจือละออง	ทะเบียนเลขที่ ๖-๒๐๔-๖-๘๖๐๗
๑๒) นางสาวกาญจนา คงคุณ	ทะเบียนเลขที่ ๖-๒๐๔-๖-๙๒๒๙
๑๓) นางสาวรัชนิกร เนียมกลาง	ทะเบียนเลขที่ ๖-๒๐๔-๖-๙๒๓๗
๑๔) นางสาวกัญญารัตน์ ศรีนิลทา	ทะเบียนเลขที่ ๖-๒๐๔-๖-๙๒๓๘
๑๕) นายศิริวัฒน์ พานิชย์	ทะเบียนเลขที่ ๖-๒๐๔-๖-๙๒๓๑
๑๖) นางสาวกนกภรณ์ อุระ	ทะเบียนเลขที่ ๖-๒๐๔-๖-๙๒๔๕
๑๗) นางสาวจิตสุภา ประเทืองสุข	ทะเบียนเลขที่ ๖-๒๐๔-๖-๙๒๔๗
๑๘) นางสาวอริสา วิริยะนิตธรรม	ทะเบียนเลขที่ ๖-๒๐๔-๖-๙๒๔๘
๑๙) นางสาวพนิดา ยอดอินทร์	ทะเบียนเลขที่ ๖-๒๐๔-๖-๙๒๕๐

๒. ให้เพิ่มเจ้าหน้าที่...

-๒-

๒. ให้เพิ่มเจ้าหน้าที่ประจำห้องปฏิบัติการวิเคราะห์ จำนวน ๕ ราย

๑) นายกาจบัณฑิต กิตติคุณชัย	ทะเบียนเลขที่ ๖-๒๐๔-๖-๐๐๐๑
๒) นายภัทรพล สว่างใจธรรม	ทะเบียนเลขที่ ๖-๒๐๔-๖-๐๐๐๒
๓) นายณราธิป เทือกชัยคำ	ทะเบียนเลขที่ ๖-๒๐๔-๖-๐๐๐๓
๔) นายศิริโชค พงษ์ประสม	ทะเบียนเลขที่ ๖-๒๐๔-๖-๐๐๐๔
๕) นายณัฐวุฒิ ดั่งแสง	ทะเบียนเลขที่ ๖-๒๐๔-๖-๐๐๐๕

อนึ่ง หนังสือฉบับนี้จะหมดอายุพร้อมหนังสือต่ออายุรับขึ้นทะเบียนห้องปฏิบัติการวิเคราะห์เอกชน
ที่ อก ๐๓๑๐(๑)/๑๐๖๙ ลงวันที่ ๒๘ มกราคม ๒๕๖๔ คือในวันที่ ๒ กันยายน ๒๕๖๖ ทั้งนี้ สามารถยื่นคำขอ
ผ่านระบบอิเล็กทรอนิกส์ได้ที่หน้าเว็บไซต์กรมโรงงานอุตสาหกรรม ตาม QR Code ท้ายหนังสือฉบับนี้

จึงเรียนมาเพื่อทราบ

ขอแสดงความนับถือ

วิมล

(นางริกาณัฐณ์ อัครสกุลวิไล)

นักวิทยาศาสตร์ชำนาญการพิเศษ รักษาการแทน

ผู้อำนวยการกองวิจัยและเตือนภัยมลพิษโรงงาน

ปฏิบัติราชการแทนอธิบดีกรมโรงงานอุตสาหกรรม

กองวิจัยและเตือนภัยมลพิษโรงงาน

กลุ่มมาตรฐานวิธีการวิเคราะห์ทดสอบมลพิษและทะเบียนห้องปฏิบัติการ

โทร. ๐ ๒๔๓๐ ๖๓๑๒ ต่อ ๒๑๐๓-๕

โทรสาร ๐ ๒๔๓๐ ๖๓๑๒ ต่อ ๒๑๙๙

ไปรษณีย์อิเล็กทรอนิกส์ saraban@diw.mail.go.th



"อุตสาหกรรมก้าวไกล ประเทศไทยก้าวหน้า ร่วมกันพัฒนา อุตสาหกรรมสีเขียว"



ที่ อก ๐๓๓๐(๑)/ ๖๑๒๕



กรมโรงงานอุตสาหกรรม
ถนนพระรามที่ ๖ แขวงทุ่งพญาไท
เขตราชเทวี กรุงเทพฯ ๑๐๔๐๐

๒๓ มีนาคม ๒๕๖๖

เรื่อง เปลี่ยนแปลงบุคลากรของห้องปฏิบัติการวิเคราะห์

เรียน กรรมการผู้จัดการ บริษัท เอแอลเอส แลบบอราทอรี กรุ๊ป (ประเทศไทย) จำกัด

อ้างถึง คำขอขึ้นทะเบียน/ต่ออายุ/เปลี่ยนแปลงบุคลากร และชนิดสารมลพิษของห้องปฏิบัติการวิเคราะห์เอกชน
ลงวันที่ ๑๐ มีนาคม ๒๕๖๖

ตามหนังสือที่อ้างถึง บริษัท เอแอลเอส แลบบอราทอรี กรุ๊ป (ประเทศไทย) จำกัด
ห้องปฏิบัติการวิเคราะห์เอกชน เลขทะเบียน ว-๒๐๔ สถานที่ตั้งเลขที่ ๑๐๔ ซอยพัฒนาการ ๔๐
ถนนพัฒนาการ แขวงพัฒนาการ เขตสวนหลวง กรุงเทพมหานคร ขอเปลี่ยนแปลงบุคลากรของห้องปฏิบัติการ
วิเคราะห์ ความละเอียดแจ้งแล้ว นั้น

กรมโรงงานอุตสาหกรรมพิจารณาแล้ว ให้เปลี่ยนแปลงชื่อเจ้าหน้าที่ประจำห้องปฏิบัติการ
วิเคราะห์ จากเดิม นางสาวสารีศรี มงคลจิรภูมิ ทะเบียนเลขที่ ว-๒๐๔-จ-๔๗๑๙ เป็น นางสาวธัญญธร มงคลจิรภูมิ
ทะเบียนเลขที่ ว-๒๐๔-จ-๔๗๑๙

ทั้งนี้ หากท่านมีความประสงค์จะยื่นคำขอใดๆ สามารถยื่นคำขอผ่านระบบอิเล็กทรอนิกส์
ได้ที่หน้าเว็บไซต์กรมโรงงานอุตสาหกรรม ตาม QR Code ท้ายหนังสือฉบับนี้

จึงเรียนมาเพื่อทราบ

ขอแสดงความนับถือ

(นายประสม คำรงพงษ์)
ผู้อำนวยการกองวิจัยและเตือนภัยมลพิษโรงงาน
ปฏิบัติราชการแทนอธิบดีกรมโรงงานอุตสาหกรรม

กองวิจัยและเตือนภัยมลพิษโรงงาน

กลุ่มมาตรฐานวิธีการวิเคราะห์ทดสอบมลพิษและทะเบียนห้องปฏิบัติการ

โทร. ๐ ๒๔๓๐ ๖๓๑๒ ต่อ ๒๑๐๓-๕

โทรสาร ๐ ๒๔๓๐ ๖๓๑๒ ต่อ ๒๑๙๙

ไปรษณีย์อิเล็กทรอนิกส์ saraban@diw.mail.go.th



ยื่นคำขอผ่านระบบอิเล็กทรอนิกส์



"อุตสาหกรรมก้าวไกล ประเทศไทยก้าวหน้า ร่วมกันพัฒนา อุตสาหกรรมสีเขียว"



ที่ อก ๐๓๓๐(๓)/ ๖๔๗๐

กรมโรงงานอุตสาหกรรม
ถนนพระรามที่ ๖ แขวงทุ่งพญาไท
เขตราชเทวี กรุงเทพฯ ๑๐๔๐๐

๒๔ มิถุนายน ๒๕๖๕

เรื่อง ขึ้นทะเบียนห้องปฏิบัติการวิเคราะห์เอกชน

เรียน กรรมการผู้จัดการ บริษัท เอแอลเอส แลบบอราทอรี กรุ๊ป (ประเทศไทย) จำกัด

อ้างถึง คำขอขึ้นทะเบียน/ต่ออายุ/เปลี่ยนแปลงบุคลากร และชนิดสารมลพิษของห้องปฏิบัติการวิเคราะห์เอกชน
ลงวันที่ ๒๙ เมษายน ๒๕๖๔

สิ่งที่ส่งมาด้วย เอกสารแนบท้ายหนังสือรับขึ้นทะเบียนห้องปฏิบัติการวิเคราะห์เอกชน
บริษัท เอแอลเอส แลบบอราทอรี กรุ๊ป (ประเทศไทย) จำกัด จำนวน ๒ แผ่น

ตามหนังสือที่อ้างถึง บริษัท เอแอลเอส แลบบอราทอรี กรุ๊ป (ประเทศไทย) จำกัด ขอขึ้นทะเบียน
ห้องปฏิบัติการวิเคราะห์เอกชน พร้อมรายชื่อผู้ควบคุมดูแลห้องปฏิบัติการวิเคราะห์ เจ้าหน้าที่ประจำ
ห้องปฏิบัติการวิเคราะห์ และรายการสารมลพิษที่จะทำการวิเคราะห์ ต่อกรมโรงงานอุตสาหกรรม นั้น

กรมโรงงานอุตสาหกรรมพิจารณาแล้ว ให้บริษัท เอแอลเอส แลบบอราทอรี กรุ๊ป
(ประเทศไทย) จำกัด ขึ้นทะเบียนห้องปฏิบัติการวิเคราะห์เอกชน มีเลขทะเบียน ว-๓๒๓ สถานที่ตั้งเลขที่
๖๑๖/๑๐ หมู่ที่ ๕ ตำบลแม่น้ำคู้ อำเภอลพบุรี จังหวัดระยอง โดยมีองค์ประกอบดังนี้

ก. ผู้ควบคุมดูแลห้องปฏิบัติการวิเคราะห์

๑) นายเดช ช้างชน	ทะเบียนเลขที่	ว-๓๒๓-ค-๙๔๔๒
๒) นางวิลาวัลย์ บริรักษ์	ทะเบียนเลขที่	ว-๓๒๓-ค-๙๔๔๓
๓) นายสุพจน์ สลามเต๊ะ	ทะเบียนเลขที่	ว-๓๒๓-ค-๙๔๔๔

ข. เจ้าหน้าที่ประจำห้องปฏิบัติการวิเคราะห์

๑) นางสาวณมล บรรจงกิจ	ทะเบียนเลขที่	ว-๓๒๓-จ-๙๔๔๕
๒) นางพจนา สีตา	ทะเบียนเลขที่	ว-๓๒๓-จ-๙๔๔๖
๓) นางสาวอนิศา กุลสุริวงศ์	ทะเบียนเลขที่	ว-๓๒๓-จ-๙๔๔๗
๔) นายพิทยา ทองแดง	ทะเบียนเลขที่	ว-๓๒๓-จ-๙๔๔๘
๕) นางชลธิชา สุนัข	ทะเบียนเลขที่	ว-๓๒๓-จ-๙๔๔๙
๖) ว่าที่ ร.ต.ธชัย ม่วงมา	ทะเบียนเลขที่	ว-๓๒๓-จ-๙๔๕๐
๗) นายวรวิทย์ พิบา	ทะเบียนเลขที่	ว-๓๒๓-จ-๙๔๕๑
๘) นายศศิธรินทร์ จรัสกาย	ทะเบียนเลขที่	ว-๓๒๓-จ-๙๔๕๒
๙) นายสุศักดิ์ สาชิน	ทะเบียนเลขที่	ว-๓๒๓-จ-๙๔๕๓
๑๐) นางสาวเพชรคุณ ภวภูตานนท์	ทะเบียนเลขที่	ว-๓๒๓-จ-๙๔๕๔
๑๑) นายสถาพร ถาแก้ว	ทะเบียนเลขที่	ว-๓๒๓-จ-๙๔๕๕
๑๒) นายสุทธิดำรงค์ โชคปิตินันท์	ทะเบียนเลขที่	ว-๓๒๓-จ-๙๔๕๖

๑๓) นายวัลลภ...

๑๓) นายวัลลภ หันไชยเนา
๑๔) นางสาววนาสี เจริญตระกูล
๑๕) นางสาวนิศา ผดุงจิตต์
๑๖) นายธนะสิทธิ์ วงศ์ไชย
๑๗) นายชัยนสรณ์ เลิศนันท์กุลชัย
๑๘) นายสัจจา เพ็ชรแสง
๑๙) นายกันตภณ มณีสัมพันธ์
๒๐) นางสาวจันทนีย์ โกเมนชนะ
๒๑) นายธารินทร์ อ็อกจินดา
๒๒) นายศุภณัฐ พิสัยพันธ์
๒๓) นายศุภชัย วงศ์สุริยฉาย
๒๔) นายปฐมพงศ์ กรสวัสดิ์
๒๕) นายสว ตันโพธิ์
๒๖) นางสาวกิตติยา สันญญาอริยาภรณ์
๒๗) นางสาวเจษฎาพร ศรีบุญเรือง
๒๘) นางสาวมธุรินทร์ สิงห์เงา
๒๙) นางสาวธิดารัตน์ ศิริมงคลโร
๓๐) นายพิพัฒน์ นิกัทธิเศรษฐ์
๓๑) นายศิริวิทย์ เรืองสม
๓๒) นายปารเมศ สัตยาคุณ
๓๓) นายณณาท ธรรมสโร
๓๔) นางสาวศุภรัตน์ ไสจันท์
๓๕) นายพชรกร อินทรเสนา
๓๖) นายทิวากร เชื้อมาก
๓๗) นายอนุรักษ์ ทองขจรศักดิ์
๓๘) นายอภิชาติ วิชาศ
๓๙) นายจรัสระวี ศรีรักษา
๔๐) นายประธานมิตร เชื้อนเพชร
๔๑) นายภาณุวัฒน์ วังบง
๔๒) นายสันติ ชัยชนะ
๔๓) นายสิทธิชัย แก้วเกตุ
๔๔) นายทินกร กุลชาติ

ทะเบียนเลขที่ ๖-๓๒๓-จ-๙๔๕๗
ทะเบียนเลขที่ ๖-๓๒๓-จ-๙๔๕๘
ทะเบียนเลขที่ ๖-๓๒๓-จ-๙๔๕๙
ทะเบียนเลขที่ ๖-๓๒๓-จ-๙๔๖๐
ทะเบียนเลขที่ ๖-๓๒๓-จ-๙๔๖๑
ทะเบียนเลขที่ ๖-๓๒๓-จ-๙๔๖๒
ทะเบียนเลขที่ ๖-๓๒๓-จ-๙๔๖๓
ทะเบียนเลขที่ ๖-๓๒๓-จ-๙๔๖๔
ทะเบียนเลขที่ ๖-๓๒๓-จ-๙๔๖๕
ทะเบียนเลขที่ ๖-๓๒๓-จ-๙๔๖๖
ทะเบียนเลขที่ ๖-๓๒๓-จ-๙๔๖๗
ทะเบียนเลขที่ ๖-๓๒๓-จ-๙๔๖๘
ทะเบียนเลขที่ ๖-๓๒๓-จ-๙๔๖๙
ทะเบียนเลขที่ ๖-๓๒๓-จ-๙๔๗๐
ทะเบียนเลขที่ ๖-๓๒๓-จ-๙๔๗๑
ทะเบียนเลขที่ ๖-๓๒๓-จ-๙๔๗๒
ทะเบียนเลขที่ ๖-๓๒๓-จ-๙๔๗๓
ทะเบียนเลขที่ ๖-๓๒๓-จ-๙๔๗๔
ทะเบียนเลขที่ ๖-๓๒๓-จ-๙๔๗๕
ทะเบียนเลขที่ ๖-๓๒๓-จ-๙๔๗๖
ทะเบียนเลขที่ ๖-๓๒๓-จ-๙๔๗๗
ทะเบียนเลขที่ ๖-๓๒๓-จ-๙๔๗๘
ทะเบียนเลขที่ ๖-๓๒๓-จ-๙๔๗๙
ทะเบียนเลขที่ ๖-๓๒๓-จ-๙๔๘๐
ทะเบียนเลขที่ ๖-๓๒๓-จ-๙๔๘๑
ทะเบียนเลขที่ ๖-๓๒๓-จ-๙๔๘๒
ทะเบียนเลขที่ ๖-๓๒๓-จ-๙๔๘๓
ทะเบียนเลขที่ ๖-๓๒๓-จ-๙๔๘๔
ทะเบียนเลขที่ ๖-๓๒๓-จ-๙๔๘๕
ทะเบียนเลขที่ ๖-๓๒๓-จ-๙๔๘๖
ทะเบียนเลขที่ ๖-๓๒๓-จ-๙๔๘๗
ทะเบียนเลขที่ ๖-๓๒๓-จ-๙๔๘๘

ค. ขอบข่ายสารมลพิษที่ได้รับขึ้นทะเบียนให้วิเคราะห์ในน้ำเสีย จำนวน ๑๔ รายการ
อากาศเสีย (ปล่องระบาย) จำนวน ๗ รายการ และน้ำใต้ดิน จำนวน ๓ รายการ รวมทั้งสิ้นจำนวน ๒๔ รายการ
ตามสิ่งที่ส่งมาด้วย

หนังสือฉบับนี้มีอายุ ๓ ปี นับจากวันที่กรมโรงงานอุตสาหกรรมออกหนังสือ หากประสงค์
จะต่ออายุหนังสือรับขึ้นทะเบียนห้องปฏิบัติการวิเคราะห์เอกชน ให้ยื่นคำขอต่ออายุพร้อมเอกสารประกอบ
คำขอต่อกรมโรงงานอุตสาหกรรมภายใน ๓๐ วัน ก่อนวันสิ้นอายุของหนังสือรับขึ้นทะเบียนห้องปฏิบัติการ
วิเคราะห์เอกชน ซึ่งคำขอต่ออายุดังกล่าวขอรับได้ที่กรมโรงงานอุตสาหกรรม

จึงเรียนมาเพื่อทราบ

ขอแสดงความนับถือ


(นางจินดา เดชะศรีนทร์)

ผู้อำนวยการกองวิจัยและเตือนภัยมลพิษโรงงาน
ปฏิบัติการแผนอำนวยการโรงงานอุตสาหกรรม

๒๘ มิ.ย. ๒๕๖๔

กองวิจัยและเตือนภัยมลพิษโรงงาน
ศูนย์วิจัยและเตือนภัยมลพิษโรงงานภาคตะวันออก
โทร. ๐ ๓๘๐๕ ๗๒๖๑-๓
ไปรษณีย์อิเล็กทรอนิกส์ einw@diw.mail.go.th

เอกสารแนบท้ายหนังสือรับขึ้นทะเบียนห้องปฏิบัติการวิเคราะห์เอกชน

บริษัท เอแอลเอส แลบบอราทอรี กรุ๊ป (ประเทศไทย) จำกัด เลขทะเบียน ๗-๓๒๓

ที่ อก ๐๓๑๐(๓)/ ๖๔๗๐

ลงวันที่ ๒๔ มิถุนายน ๒๕๖๔

ขอข่ายสารมลพิษที่ได้รับขึ้นทะเบียนจากกรมโรงงานอุตสาหกรรม จำนวน ๒๔ รายการ

น้ำเสีย จำนวน 14 รายการ

ลำดับที่	สารมลพิษ	วิธีวิเคราะห์
1	Biochemical Oxygen Demand	1) 5-Day BOD Test, Membrane Electrode Method ^[2] 2) 5-Day BOD Test, Azide Modification Method ^[2]
2	Chemical Oxygen Demand	1) Open Reflux, Titrimetric Method ^[2] 2) Closed Reflux, Colorimetric Method ^[2] 3) Closed Reflux, Titrimetric Method ^[2]
3	Color	ADMI Weighted – Ordinate Spectrophotometric Method ^[2]
4	Cyanide	Distillation, Colorimetric Method ^[2]
5	Formaldehyde	Distillation, Colorimetric Method ^[1]
6	Free Chlorine	DPD-Ferrous Titrimetric Method ^[2]
7	Oil and Grease	Liquid-Liquid Partition-Gravimetric Method ^[2]
8	pH	Electrometric Method ^[2]
9	Phenols	1) Distillation, Chloroform Extraction Method ^[2] 2) Distillation, Direct Photometric Method ^[2]
10	Sulfide	ZnS Precipitation, Iodometric Method ^[2]
11	Temperature	Laboratory and Field Method ^[2]
12	Total Dissolved Solids	Dried at 180 °C ^[2]
13	Total Kjeldahl Nitrogen	Semi-Micro Kjeldahl Method ^[2]
14	Total Suspended Solids	Dried at 103-105 °C ^[2]

อากาศเสีย (ปล่องระบาย) จำนวน 7 รายการ

ลำดับที่	สารมลพิษ	วิธีวิเคราะห์
1	Carbon Monoxide	1) Sampling Bag, Non-Dispersive Infrared Method ^[5] 2) Instrumental Analyzer Method ^[8]
2	Hydrogen Sulfide	Absorption Sampling, Iodometric Method ^[5]
3	Opacity	Ringelmann's Method ^[3,4]
4	Oxide of Nitrogen	1) Absorption Sampling, Phenoldisulfonic Acid Method ^[6] 2) Instrumental Analyzer Method ^[9]
5	Sulfur Dioxide	1) Absorption Sampling, Barium-Thorin Titrimetric Method ^[5] 2) Instrumental Analyzer Method ^[10]

วิภา สัมฤทธิ์

(นางสาววิชุดา สัมฤทธิ์ผล)

ผู้อำนวยการ

ศูนย์วิจัยและเตือนภัยมลพิษโรงงานภาคตะวันออก

Sulfuric Acid...

ลำดับที่	สารมลพิษ	วิธีวิเคราะห์
6	Sulfuric Acid	Isokinetic Sampling, Barium – Thorin Titrimetric Method ^[6]
7	Total Suspended Particulate	Isokinetic Sampling, Gravimetric Method ^[7]

น้ำใต้ดิน จำนวน 3 รายการ

ลำดับที่	สารมลพิษ	วิธีวิเคราะห์
1	Cyanide	Distillation, Colorimetric Method ^[2]
2	pH	Electrometric Method ^[2]
3	Phenols	Distillation, Direct Photometric Method ^[2]

เอกสารอ้างอิง

1. ชงชัย พรณสวัสดิ์ และวิบูลย์ลักษณ์ วิสทธิศักดิ์, บรรณาธิการ. (2547) คู่มือวิเคราะห์น้ำเสีย. พิมพ์ครั้งที่ 4. กรุงเทพฯ: สมาคมวิศวกรรมสิ่งแวดล้อมแห่งประเทศไทย.
2. APHA, AWWA, WEF. Standard Methods for the Examination of Water and Wastewater. 23rd ed. Washington, DC : APHA, 2017
3. กระทรวงอุตสาหกรรม. ประกาศกระทรวงอุตสาหกรรม, พ.ศ. 2549. เรื่อง กำหนดค่าปริมาณเขม่าควันที่เจือปนในอากาศที่ระบายออกจากปล่องของหม้อน้ำโรงสีข้าวที่ใช้แก๊สเป็นเชื้อเพลิง.
4. ราชกิจจานุเบกษา. 4 ธันวาคม 2549. เล่มที่ 123 ตอนพิเศษ 125จ.
4. กระทรวงอุตสาหกรรม. ประกาศกระทรวงอุตสาหกรรม, พ.ศ. 2549. เรื่อง กำหนดค่าปริมาณเขม่าควันที่เจือปนในอากาศที่ระบายออกจากปล่องของของหม้อน้ำของโรงงาน.
4. ราชกิจจานุเบกษา. 4 ธันวาคม 2549. เล่มที่ 123 ตอนพิเศษ 125จ.
5. United States Environmental Protection. Standards of Performance for New Stationary Sources. 40 CFR 60. Appendix A, 2017.
6. United States Environmental Protection. Standards of Performance for New Stationary Sources. 40 CFR 60. Appendix A, 2019.
7. United States Environmental Protection. Standards of Performance for New Stationary Sources. 40 CFR 60. Appendix A, 2020.
8. United States Environmental Protection Agency. Determination of Carbon Monoxide Emissions from Stationary Sources; Instrumental Analyzer Procedure. 40 CFR 60. Appendix A Method 10, 2017.
9. United States Environmental Protection Agency. Determination of Oxide of Nitrogen Emissions from Stationary Sources; Instrumental Analyzer Procedure. 40 CFR 60. Appendix A Method 7E, 2019.
10. United States Environmental Protection Agency. Determination of Sulfur Dioxide Emissions from Stationary Sources; Instrumental Analyzer Procedure. 40 CFR 60. Appendix A Method 6C, 2017.

วิภา สัมฤทธิ์

(นางสาววิชุดา สัมฤทธิ์ผล)

ผู้อำนวยการ

ศูนย์วิจัยและเตือนภัยมลพิษโรงงานภาคตะวันออก

ศูนย์วิจัยและเตือนภัยมลพิษโรงงานภาคตะวันออก กองวิจัยและเตือนภัยมลพิษโรงงาน กรมโรงงานอุตสาหกรรม โทร ๐ ๘๘๐๕ ๗๖๖๓-๓

✉ bangkok@alsglobal.com



ALS Line Official
ID: @alsthailand



ALS Facebook
Search: ALS Thailand



right solutions.
right partner.